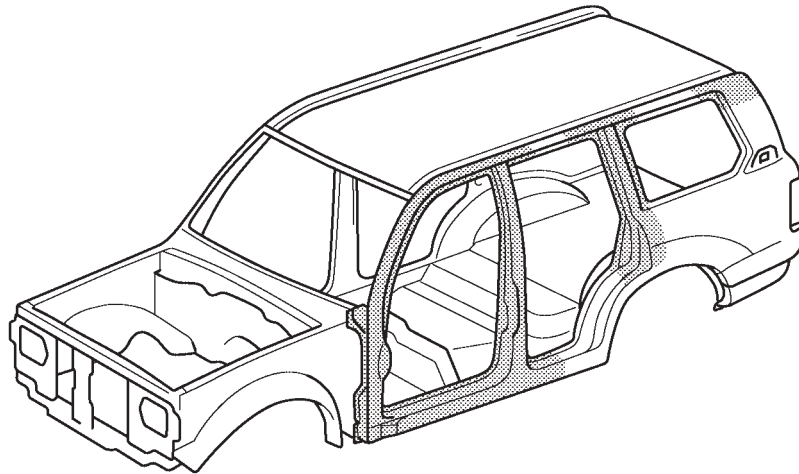


■ BODY SHELL

- The areas that join the pillars to the roof side rail or the rocker are provided with reinforcements to ensure a strong pillar construction. In addition, reinforcements are efficiently located throughout the body to realize excellent body rigidity.

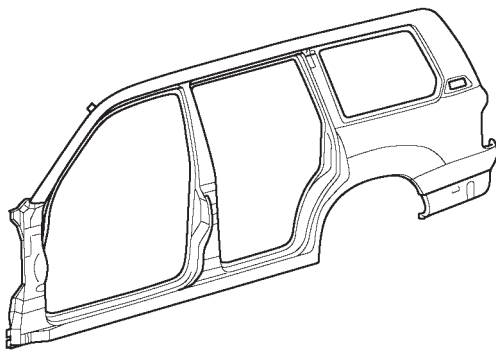
 : Reinforcements



155BO29

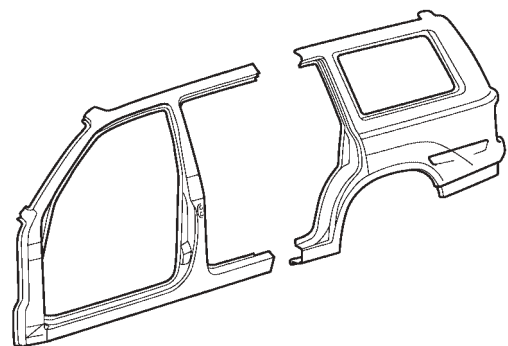
- The side member panel has been integrated in order to realize excellent panel precision and joining rigidity.

BO



155BO02

New



155BO03

Previous