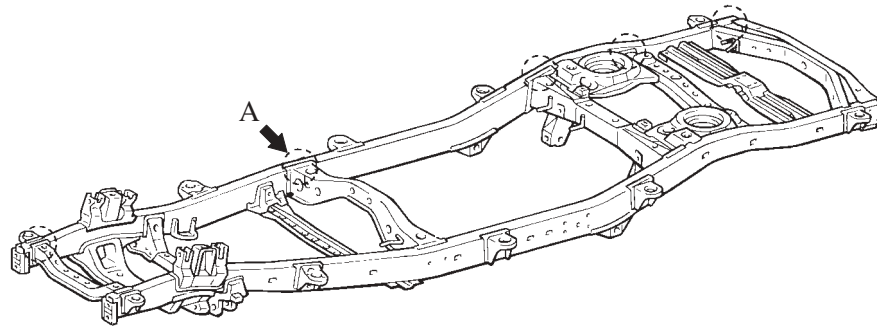


■ FRAME


- The shape of the various areas of the frame has been modified in order to realize excellent collision safety performance, good driving stability and riding comfort.
- A continuous flange type construction has been adopted in the areas that join the side rails to the cross members to realize excellent joining rigidity. Similarly, the continuous flange type construction has been adopted in the areas that join the brackets.



155BO42

Models with Independent Front Suspension

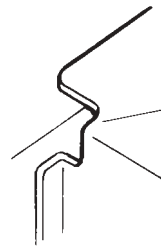
Continuous Flange



155BO43

New

Cutout Flange



155BO44

Previous

View A