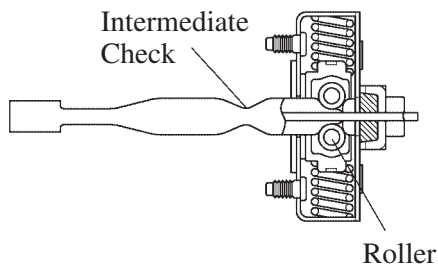


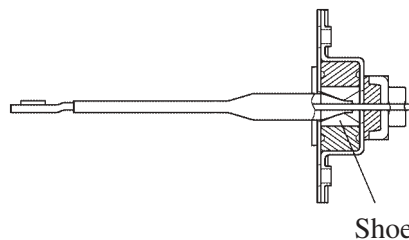
■ DOOR CHECK (FRONT AND REAR DOORS)

- The fitting construction of the door check to the body has been changed from the pin-fitted type to the bolt-fitted type. As a result, the appearance and the corrosion resistance of the area where the door check is fitted have been improved.
- The construction of the door check has been changed from the shoe type to the roller type to ensure the smoother operation of the door. In addition, an intermediate check mechanism to maintain the door open at the midway point has been provided for improved convenience.



New

155BO38

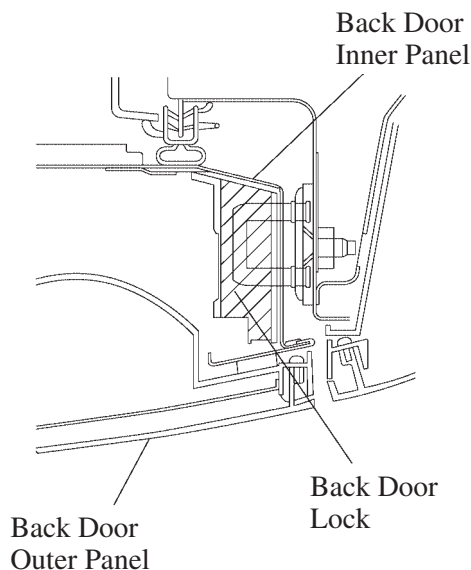


Previous

155BO39

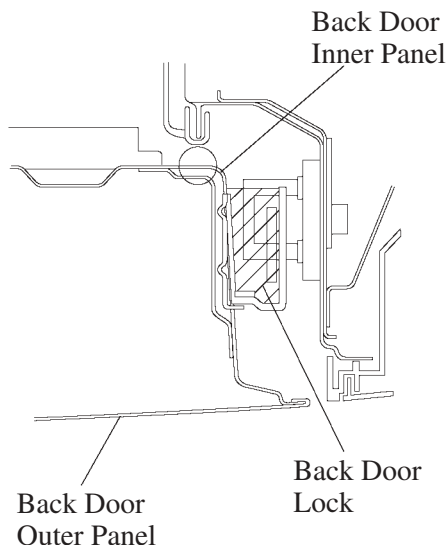
■ BACK DOOR LOCK

The position in which the back door lock is fitted has been changed from the outside of the back door to the inside of the back door. Also, the control mechanism of the back door lock has been changed from the link type to the cable type. As a result, the appearance of the back door lock area has been improved and the ease of use of the lock control has been improved.



New

155BO55



Previous

155BO56