

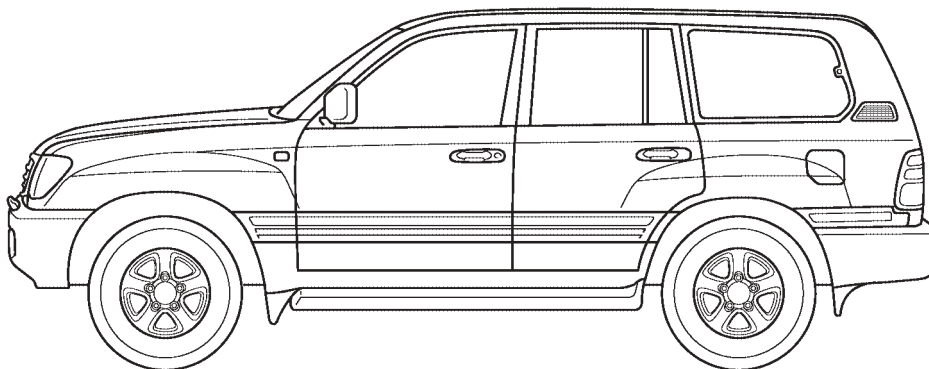
# DESIGN – EXTERIOR –

The exterior offers an innovative design with a changed look, in addition to continuing and improving the distinctive, powerful, and tough image that has been nurtured throughout the Land Cruiser's history.

- The overfenders have been discontinued and the body has been widened (+10 mm).
- The tread has been increased (front: +25 mm, rear: +15 mm) to achieve a wide design that gives a sense of stability.

## SIDE DESIGN

The clean sweep that extends from the door surface to the optimally proportioned wheel flares, which do not rely on retrofitted overfenders, expresses a sophisticated strength that distinguishes this model from the medium-level SUVs.

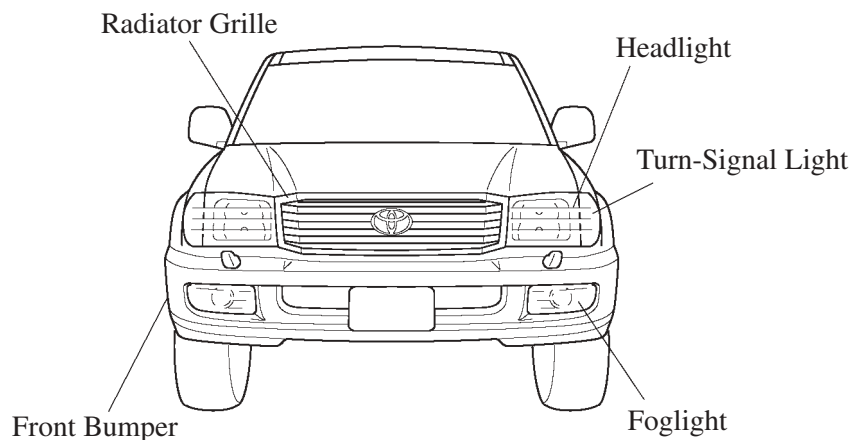


147MO01

## FRONT DESIGN

A powerful and distinctive front view has been realized through the adoption of the advanced, large-size headlights and the dimensional radiator grille shape.

- Discharge headlights for highbeam are provided for Australia and G.C.C. Countries as optional equipment.
- The turn-signal lights use amber light bulbs.

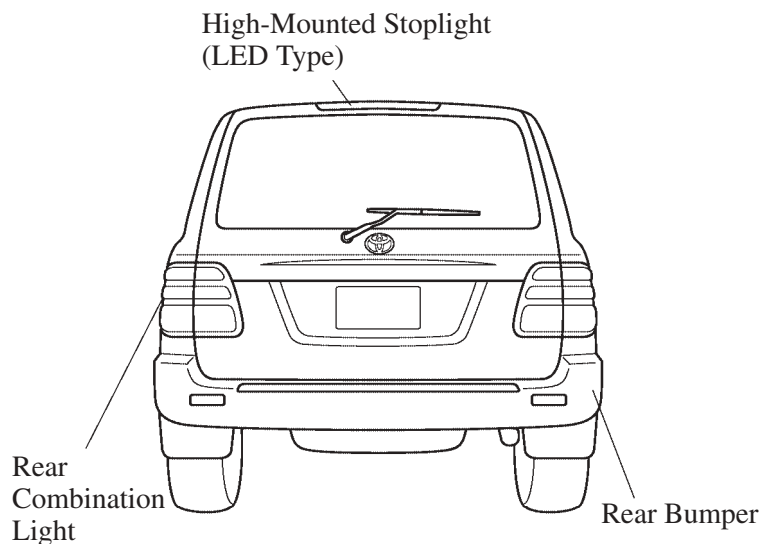


147MO14

## REAR DESIGN

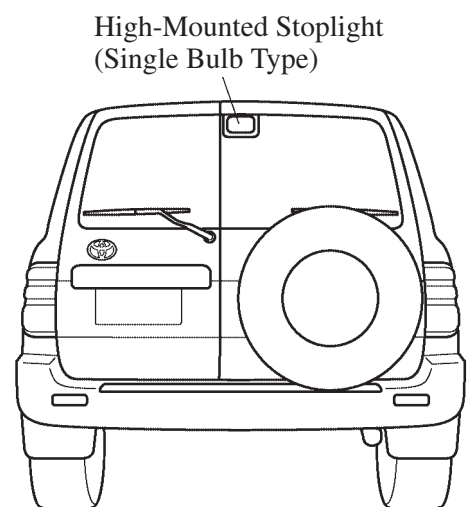
The rear view consists of a plump form and a stable design through the use of large rear combination lights and a large plastic composite bumper.

- The large rear combination lights provide a solid form and excellent visibility.
- The high-mounted stoplight is provided on the exterior of the back door.



**Lift-Up Type Back Door Model**

156MO03



**Swing Type Back Door Model**

147MO02