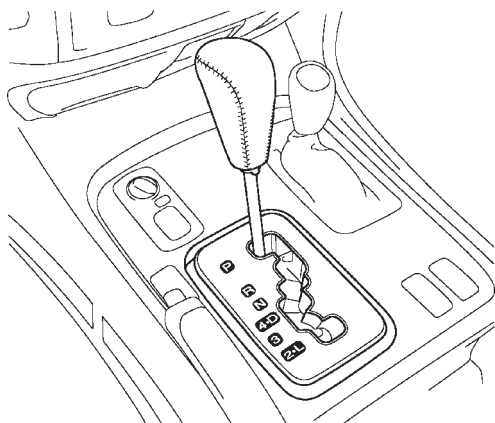


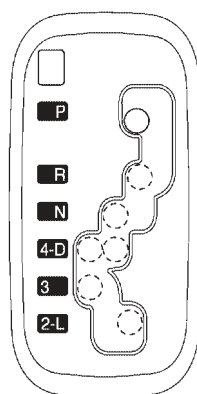
7. Shift Control Mechanism

General

- A gate type shift lever is used in conjunction with the installation of the 5-speed automatic transmission. With the gate type, the shift lever button and the overdrive switch of the straight type shift lever have been discontinued. Similar functions are achieved through a single-shift operation (fore-aft and side-to-side).
- The shift lock system consists of the key interlock device and shift lock mechanism.

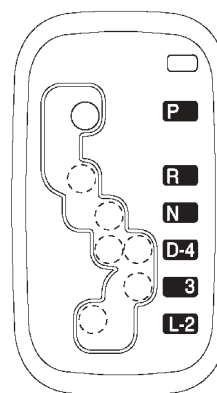


229LC136



LHD

211CH23



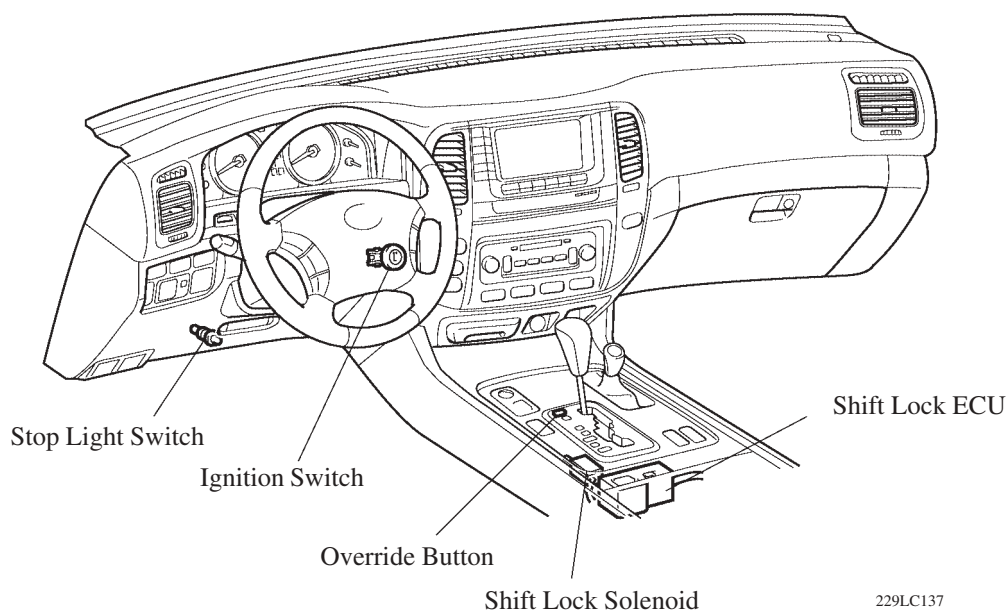
RHD

211CH22

Shift Lock System

1) General

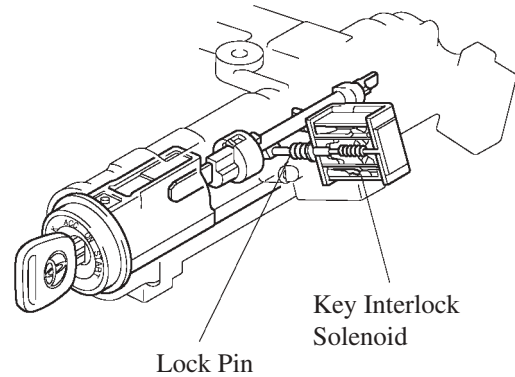
- A shift lock system with key interlock device and shift lock mechanism, that helps prevent the unintended operation of the shift lever has been provided.
- An electrical key interlock device and an electrical shift lock mechanism are used.



229LC137

2) Key Interlock Device

The activation of the key interlock solenoid that is mounted on the upper column bracket moves the lock pin to restrict the movement of the key cylinder. Therefore, if the shift lever is shifted to any position other than “P”, the ignition key cannot be moved from “ACC” to the “LOCK” position.



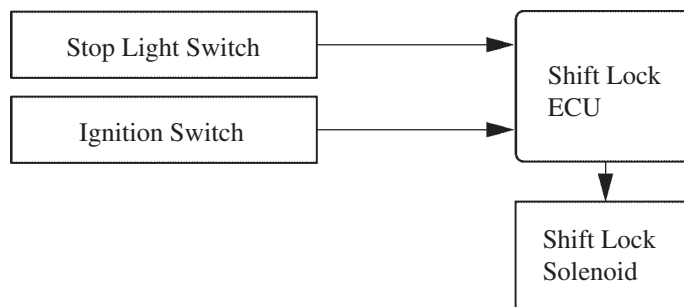
229LC138

3) Shift Lock Mechanism

- The shift lock mechanism prevents the shift lever from being shifted out of the “P” position to any other position unless the ignition switch is turned ON and the brake pedal is pressed.
- A shift lock override button, which manually overrides the shift lock mechanism, is provided.

6

► System Diagram ◀



229LC139