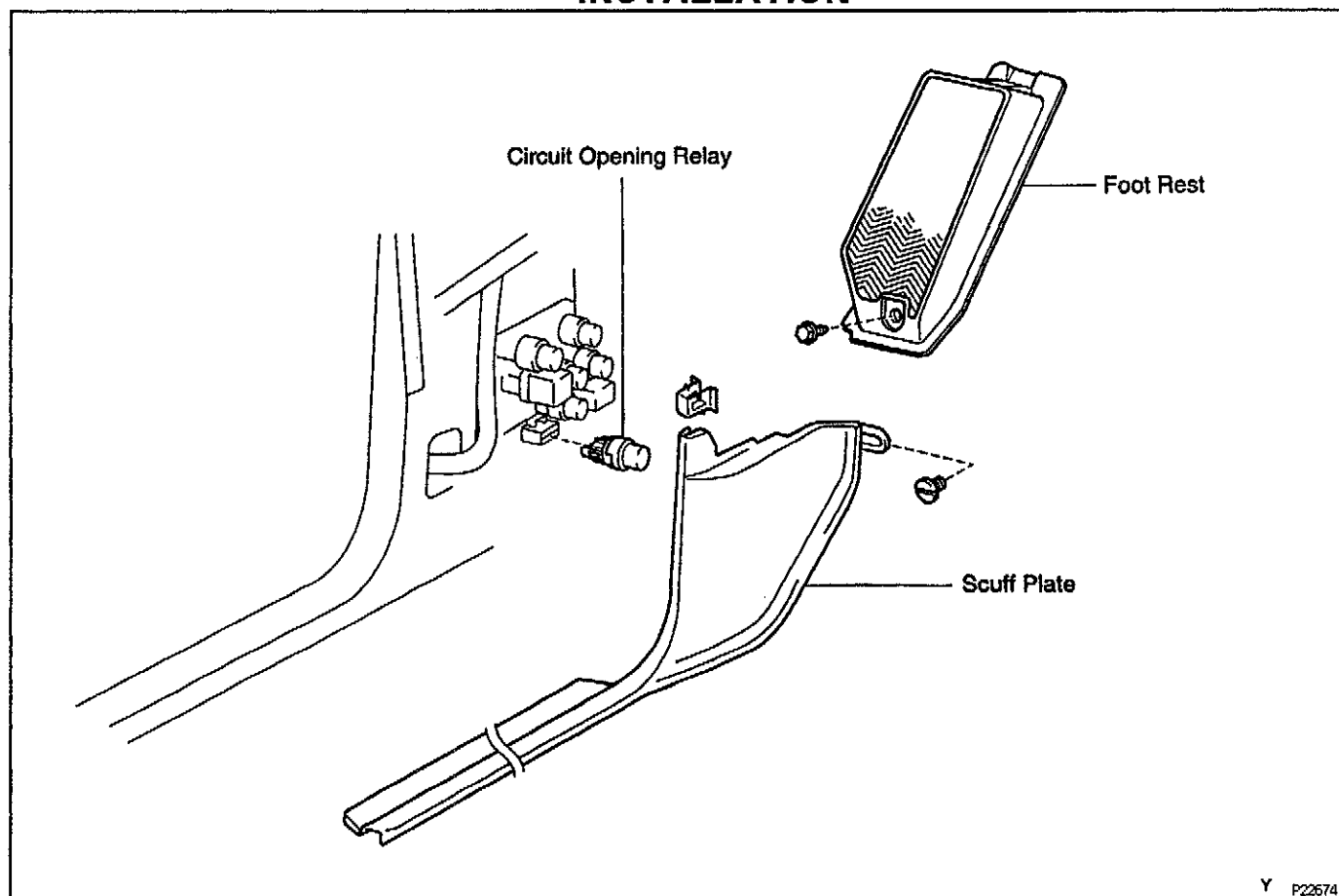
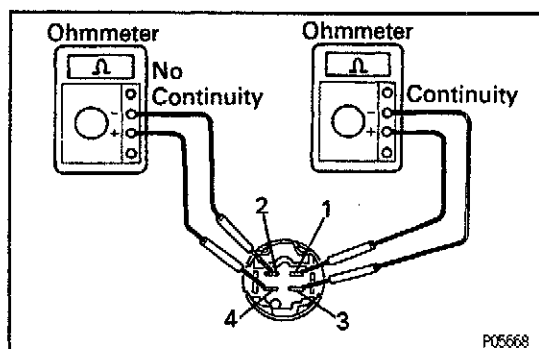


CIRCUIT OPENING RELAY (Station Wagon) COMPONENTS FOR REMOVAL AND INSTALLATION

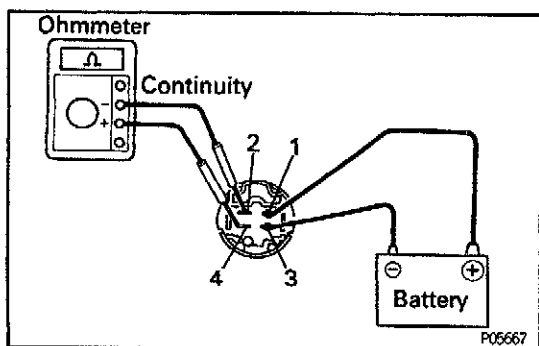
EG176-06



Y P22674



P05668



P05667

CIRCUIT OPENING RELAY INSPECTION

EQ5KG-02

1. REMOVE CIRCUIT OPENING RELAY
2. INSPECT CIRCUIT OPENING RELAY
 - A. Inspect relay continuity
 - (a) Using an ohmmeter, check that there is continuity between terminals 1 and 3.
 - (b) Check that there is no continuity between terminals 2 and 4.

If continuity is not as specified, replace the relay.
 - B. Inspect relay operation
 - (a) Apply battery voltage across terminals 1 and 3.
 - (b) Using an ohmmeter, check that there is continuity between terminals 2 and 4.

If operation is not as specified, replace the relay.
3. REINSTALL CIRCUIT OPENING RELAY