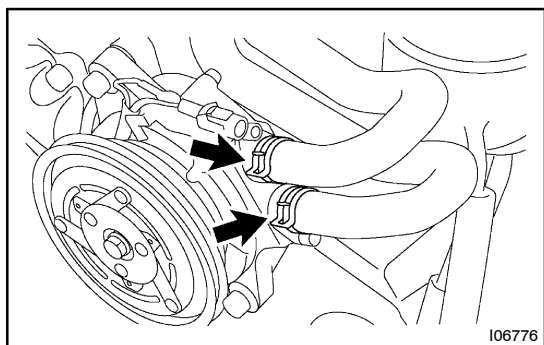


## REMOVAL

### 1. DRAIN ENGINE COOLANT FROM RADIATOR

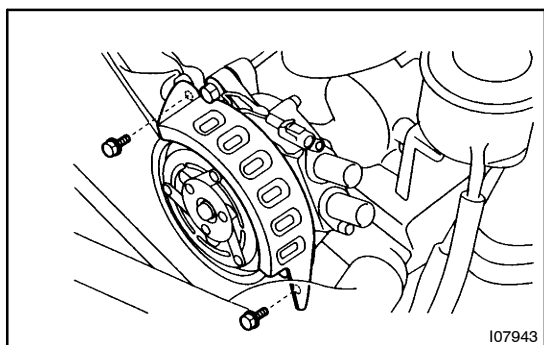
HINT:

It is not necessary to drain out all the coolant.



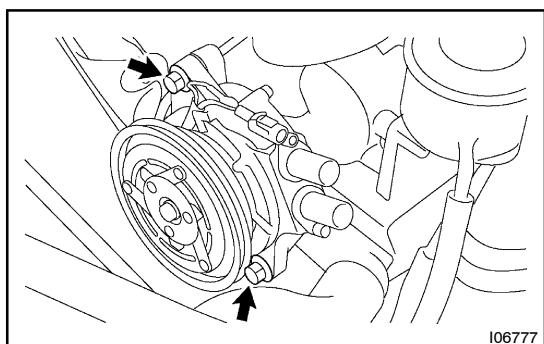
### 2. DISCONNECT WATER HOSES FROM VISCOUS HEATER

- (a) Using pliers, grip the claw of the hose clip and slide the clip along the hose.
- (b) Disconnect the water hoses from viscous heater.



### 3. REMOVE VISCOUS HEATER

- (a) Disconnect the connector.
- (b) Remove the 2 bolts and heater bracket.  
**Torque: 25 N·m (250 kgf·cm, 18 ft·lbf)**



- (c) Remove the 2 bolts and viscous heater.  
**Torque: 47 N·m (475 kgf·cm, 34 ft·lbf)**