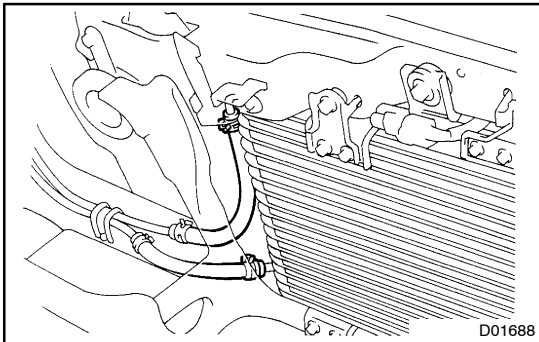


REMOVAL

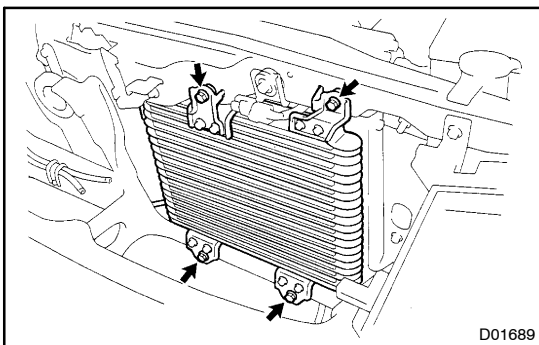
1. REMOVE RADIATOR GRILLE

- (a) Remove the 3 screws.
- (b) Using a screwdriver, disconnect the 2 clips.
- (c) Remove the radiator grille.



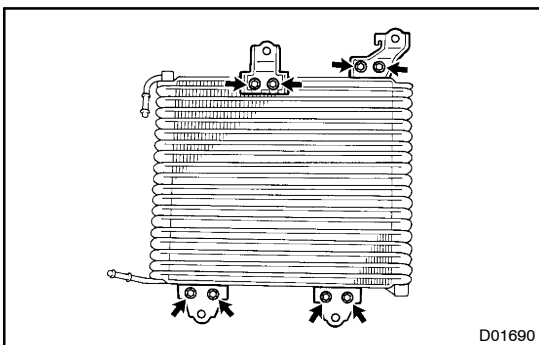
2. REMOVE OIL COOLER

- (a) Loosen the 2 clips and disconnect the 2 hoses.



- (b) Remove the 4 bolts and oil cooler.

Torque: 11.5 N·m (120 kgf·cm, 8 ft·lbf)

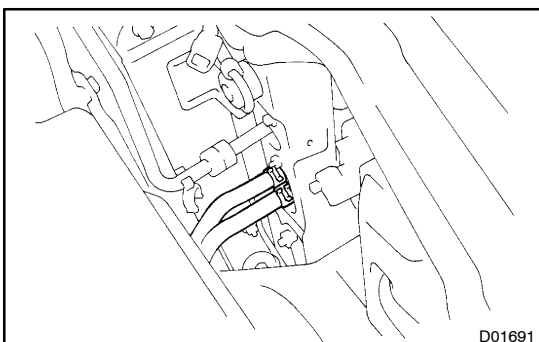


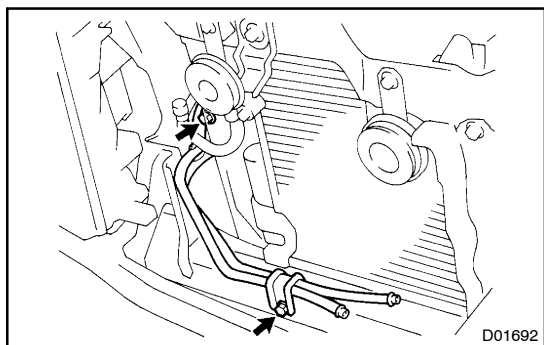
- (c) Remove the 8 bolts, oil cooler bracket and stay.

Torque: 4.9 N·m (50 kgf·cm, 43 in·lbf)

3. REMOVE OIL COOLER PIPE BRACKET

- (a) Loosen the 2 clips and disconnect the 2 hoses.





- (b) Remove the 2 bolts and oil cooler pipe bracket.
Torque: 5.0 N·m (55 kgf·cm, 48 in.·lbf)
- (c) Loosen the 2 clips and disconnect the 2 hoses.