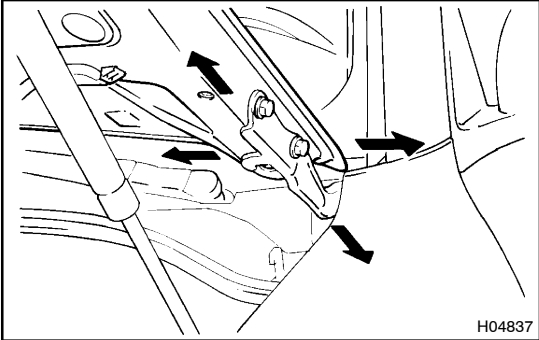


## HOOD ADJUSTMENT

BO1TN-01

### HINT:

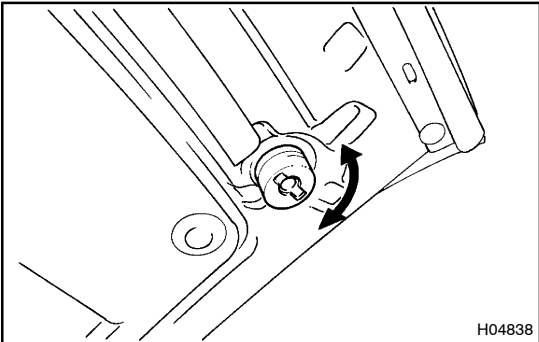
Since the centering bolt is used as a hood hinge set bolt, the hood cannot be adjusted with it on. Substitute the bolt with washer for the centering bolt.



### 1. ADJUST HOOD IN FORWARD/REARWARD AND LEFT/RIGHT DIRECTIONS

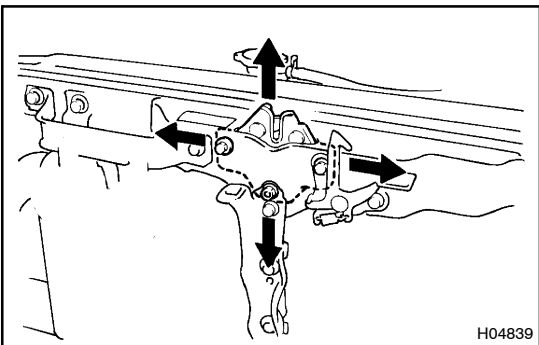
Adjust the hood by loosening the hood side hinge bolts.

**Torque: 18 N·m (185 kgf·cm, 13 ft·lbf)**



### 2. ADJUST FRONT EDGE OF HOOD IN VERTICAL DIRECTION

Adjust the hood by turning the cushions.



### 3. ADJUST HOOD LOCK

Adjust the lock by loosening the bolts.

**Torque: 8.0 N·m (82 kgf·cm, 71 in·lbf)**