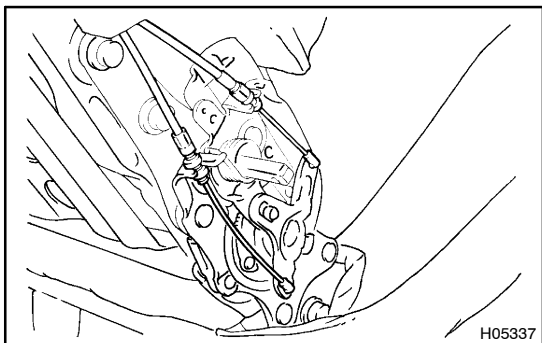


## DISASSEMBLY

### 1. REMOVE HEADREST

### 2. REMOVE NO. 1 RECLINING COVER

- (a) Remove the 2 screws and reclining release control lever.
- (b) Disengage the hooks.
- (c) Remove the 2 screws and 2 No.1 reclining covers.



### 3. REMOVE RECLINING CONNECTING WIRE

Loosen the nut, remove the 2 wires.

### 4. REMOVE SEATBACK ASSEMBLY

Remove the 4 bolts and seatback assembly.

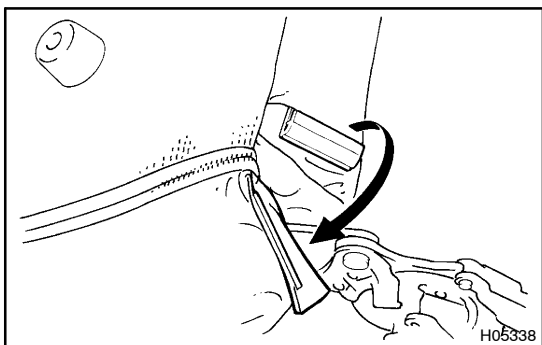
**Torque: 37 N·m (380 kgf·cm, 27 ft·lbf)**

### 5. REMOVE SEATBACK FRAME

- (a) Remove the headrest supports.
- (b) Remove the seatback frame.
- (c) Remove the reclining connecting wire from the seatback frame.

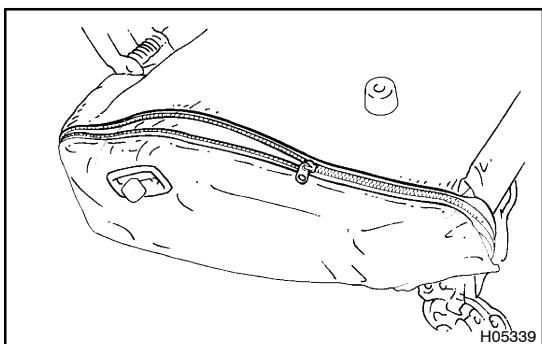
### 6. REMOVE SEATBACK COVER

Remove the hog rings and seatback cover from the seatback pad.

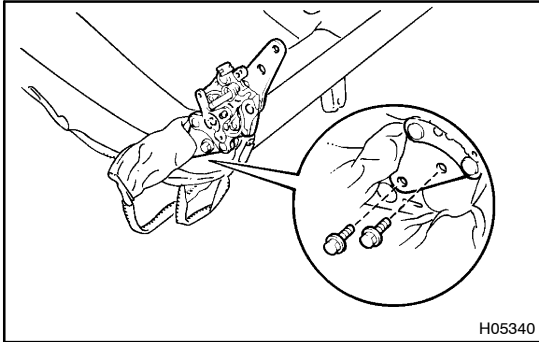


### 7. REMOVE REAR NO. 1 SEAT ADJUSTER

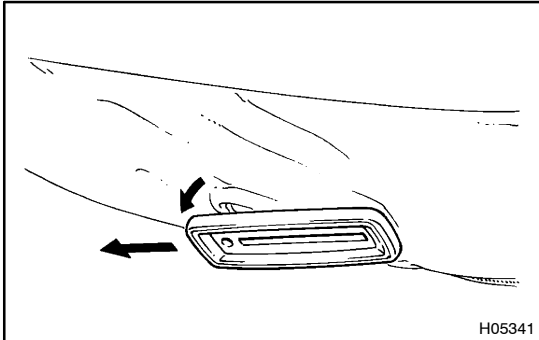
- (a) Disengage the hook.



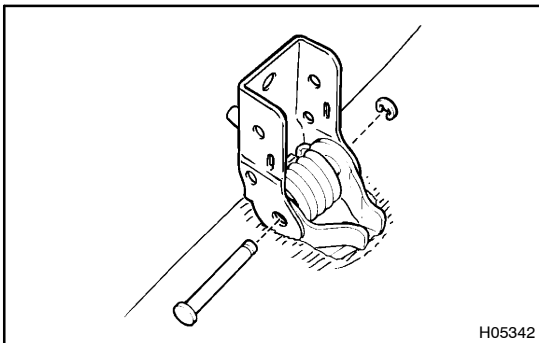
- (b) Zip the seat cushion cover open.



- (c) Remove the 2 bolts and rear No.1 seat adjuster.  
**Torque: 37 N·m (380 kgf·cm, 27 ft·lbf)**



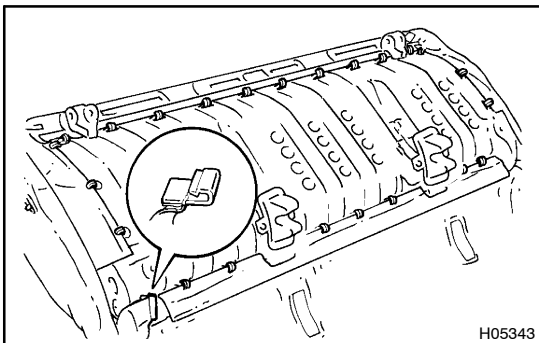
- 8. REMOVE RECLINING REMOTE CONTROL BEZEL**  
 (a) Remove the screw and reclining remover control lever knob.  
 (b) Remove the screw and reclining remote control bezel as shown in the illustration.



- 9. REMOVE LOWER SEAT CUSHION LEG HINGE**  
 (a) Using a screwdriver, remove the E-ring.  
 (b) Remove the hinge pin, cushion spacer, cushion support spring and lower seat cushion leg hinge.

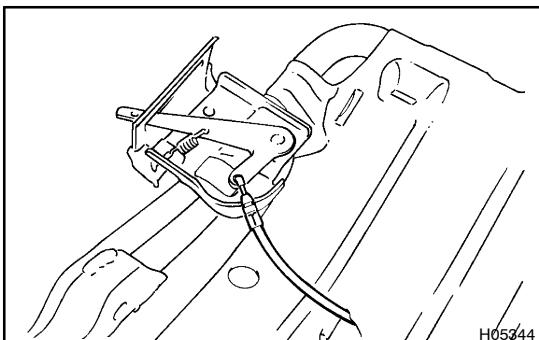
**10. REMOVE THESE PARTS:**

- (a) Cushion  
 (b) Fold seat stopper band



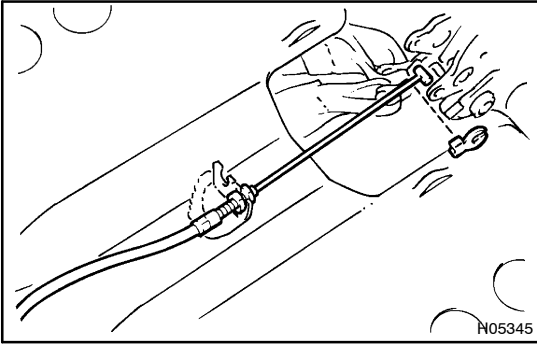
**11. REMOVE SEAT CUSHION FRAME**

- (a) Open the seat cushion cover.  
 (b) Disengage the hooks.  
 (c) Remove the hog rings and seat cushion frame.



**12. REMOVE REAR SEAT LOCK CONTROL CABLE**

- (a) Remove the control cable from the reclining remote control lever.



- (b) Loosen the nut, remove the control cable from the rear seat lock.
- (c) Remove the control cable from the seat cushion frame.

**13. REMOVE REAR SEAT LOCK**

- (a) Remove the 4 screws and rear seat back lock covers.
- (b) Remove the 2 bolts, inner belts, center belts and rear seat locks.

**Torque: 43 N·m (440 kgf·cm, 32 ft·lbf)**

**14. REMOVE SEAT CUSHION COVER**

Remove the hog rings and seat cushion cover.