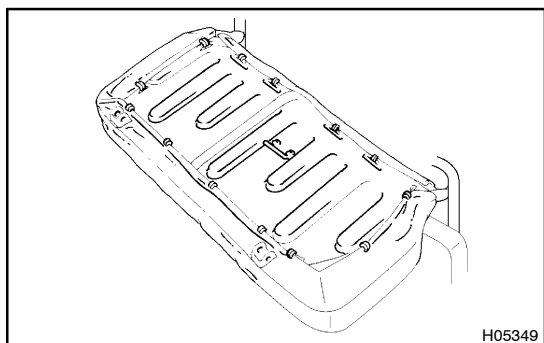


DISASSEMBLY

1. REMOVE SEAT CUSHION LEG

- (a) Remove the 2 E-rings.
- (b) Remove the 2 hinge pins, 2 cushion spacer, cushion support spring and seat cushion leg.

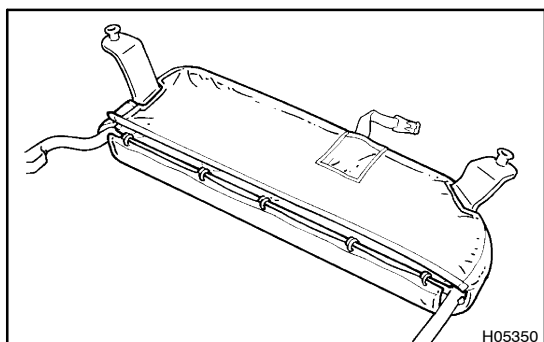
2. REMOVE FOLD SEAT STOPPER HINGE



3. REMOVE SEAT CUSHION COVER

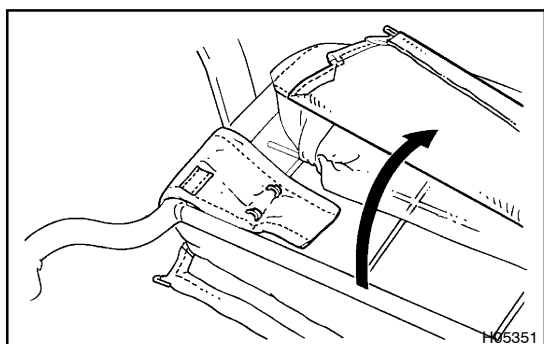
Remove the hog rings and seat cushion cover.

4. REMOVE SEAT STOPPER HINGE

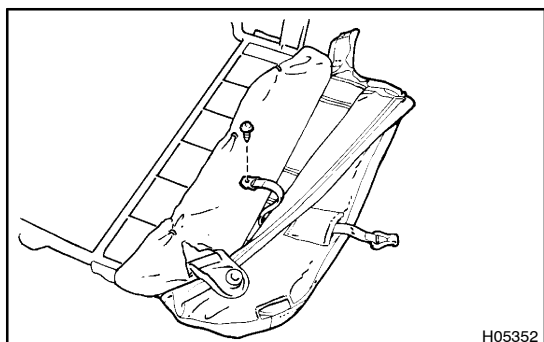


5. REMOVE SEATBACK COVER

- (a) Remove the 5 hog rings.



- (b) Open the seatback cover, then remove the 2 hog rings as shown in the illustration.



- (c) Remove the screw, fold seat stopper band and seatback cover.