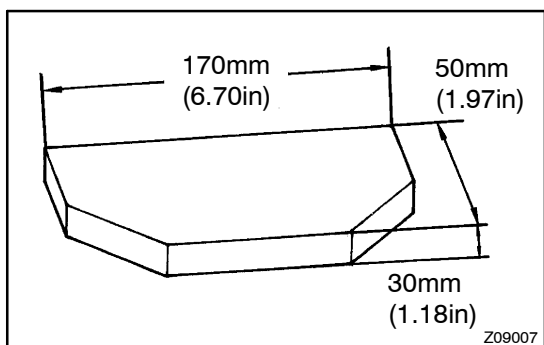


DISASSEMBLY

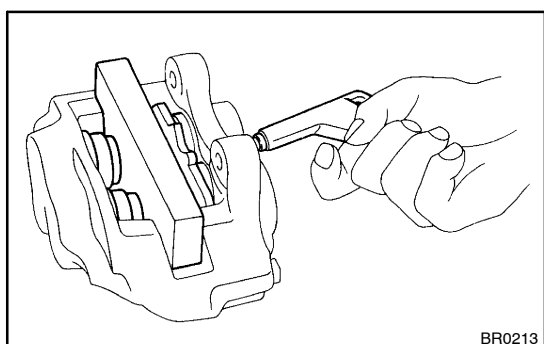
1. REMOVE CYLINDER BOOT SET RINGS AND CYLINDER BOOTS

Using a screwdriver, remove the 4 cylinder boot set rings and 4 cylinder boots from the caliper.



2. REMOVE PISTONS FROM CYLINDER

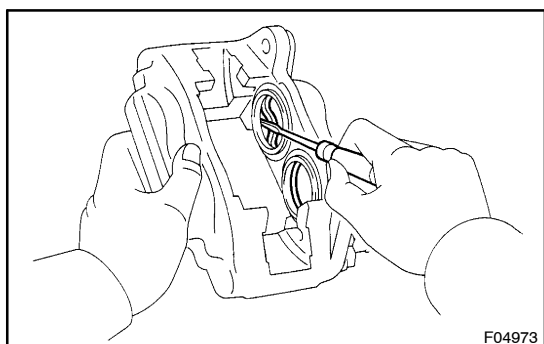
(a) Prepare the wooden plate to hold the pistons.



- (b) Place the plate between the pistons and insert a pad at one side.
- (c) Use compressed air to remove the pistons alternately from the cylinder.

CAUTION:

Do not place your fingers in front of the piston when using compressed air.



3. REMOVE PISTON SEALS FROM BRAKE CYLINDER

Using a screwdriver, remove the 4 piston seals from the cylinder.