

SRS Warning Light Circuit Malfunction (Always lights up, when ignition switch is in LOCK position.)

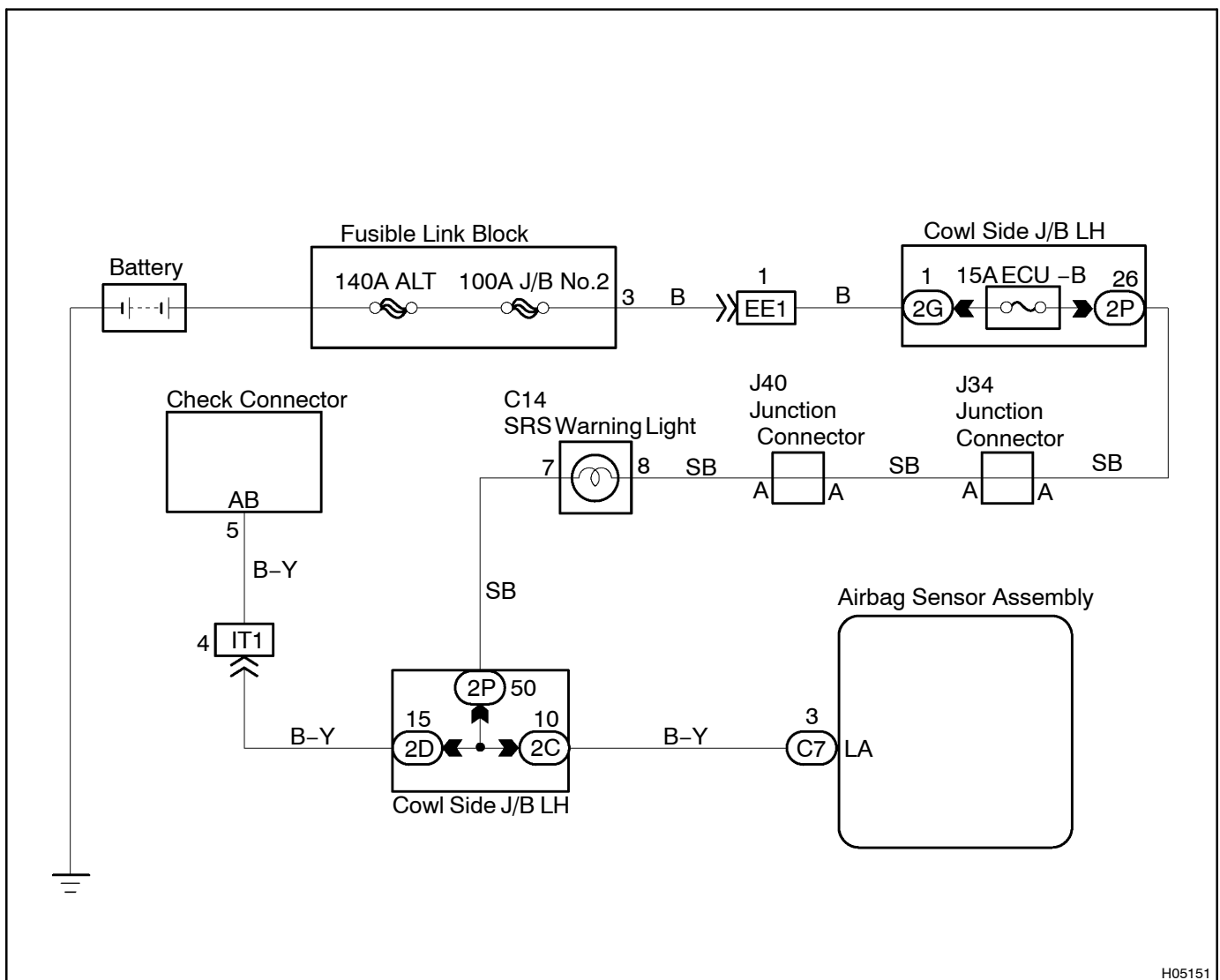
CIRCUIT DESCRIPTION

The SRS warning light is located on the combination meter.

When the SRS is normal, the SRS warning light lights up for approx. 6 seconds after the ignition switch is turned from the LOCK position to ACC or ON position, and then turns OFF automatically.

If there is a malfunction in the SRS, the SRS warning light lights up to inform the driver of the abnormality. When terminals Tc and E1 of the check connector are connected, the DTC is displayed by blinking the SRS warning light.

WIRING DIAGRAM

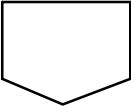


H05151

INSPECTION PROCEDURE

1


Prepare for inspection. (See step 1 on [page DI-549](#))



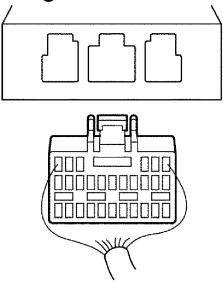
2

Does SRS warning light turn OFF?

LOCK



Airbag Sensor Assembly



AB0117 H01293

H01295

PREPARATION:

- (a) Turn ignition switch to LOCK.
- (b) Disconnect negative (–) terminal cable from the battery, and wait at least for 90 seconds.
- (c) Disconnect the airbag sensor assembly connector.
- (d) Connect negative (–) terminal cable to the battery.

CHECK:

Check operation of SRS warning light.

NO

Check SRS warning light circuit or terminal AB circuit of check connector.

YES

Replace airbag sensor assembly.