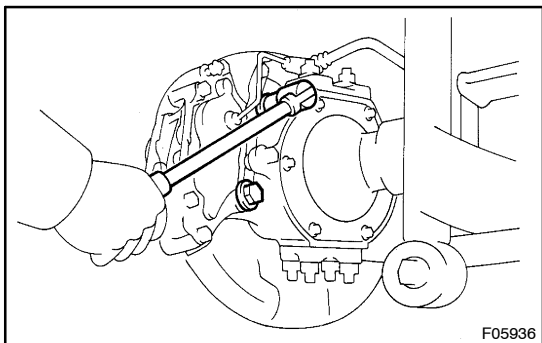
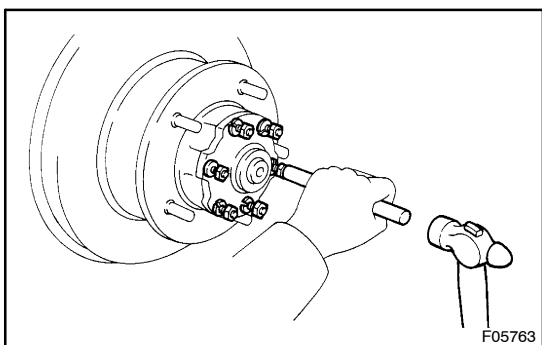


## REMOVAL

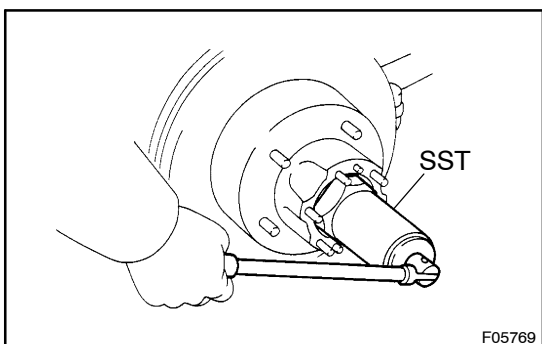
1. **REMOVE FRONT WHEEL**
2. **REMOVE BRAKE CALIPER**
  - (a) Remove the bolt and 2 gaskets from the brake caliper and disconnect the flexible hose.



- (b) Remove the 2 bolts, washers and brake caliper.
3. **w/ Free Wheel Hub:  
REMOVE FREE WHEEL HUB (See page SA-28)**
4. **w/o Free Wheel Hub:  
REMOVE FLANGE**
  - (a) Using a screwdriver and hammer, remove the grease cap from the flange.
  - (b) Using a snap ring expander, remove the snap ring.
  - (c) Loosen the 6 mounting nuts.



- (d) Using a brass bar and hammer, tap on the 6 bolts heads and remove the 6 cone washers, plate washers and nuts.
- (e) Remove the flange.
- (f) Remove the gasket.
5. **REMOVE AXLE HUB WITH DISC**
  - (a) Using a screwdriver, release the lock washer.



- (b) Using SST, remove the lock nut.  
SST09607 -60020
- (c) Remove the lock washer.
- (d) Using SST, remove the adjusting nut and thrust washer.  
SST09607 -60020
- (e) Remove the hub and disc together with the outer bearing.