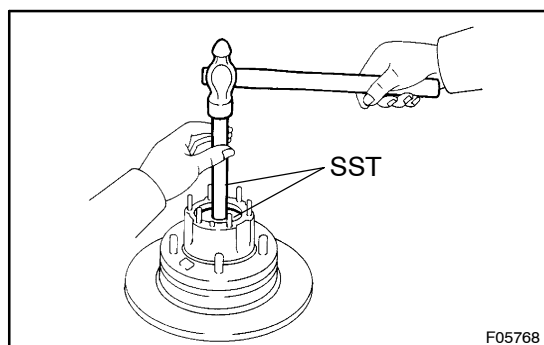


## REASSEMBLY

### 1. INSTALL DISC

- (a) Align the matchmarks on the axle hub and disc.
- (b) Install the 5 bolts to the axle hub.

**Torque: 74 N·m (750 kgf·cm, 51 ft·lbf)**



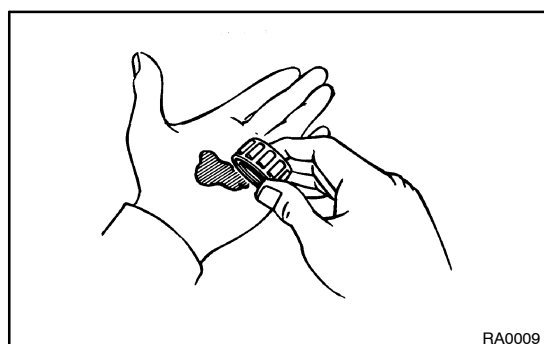
### 2. INSTALL BEARING OUTER RACES

- (a) Using SST and a hammer, carefully install a new outside bearing outer race.

SST 09950-60020 (09951-00720),  
09950-70010 (09951-07150)

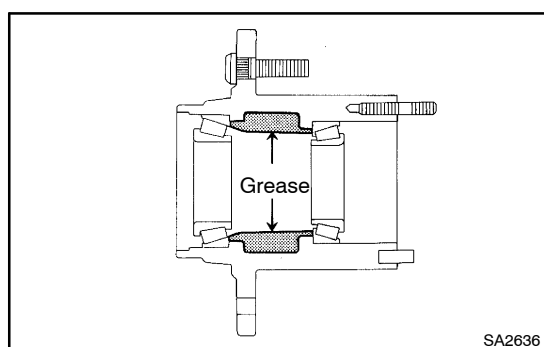
- (b) Using SST and a hammer, carefully install a new inside bearing outer race.

SST 09950-60020 (09951-00810),  
09950-70010 (09951-07150)



### 3. PACK BEARING WITH MP GREASE

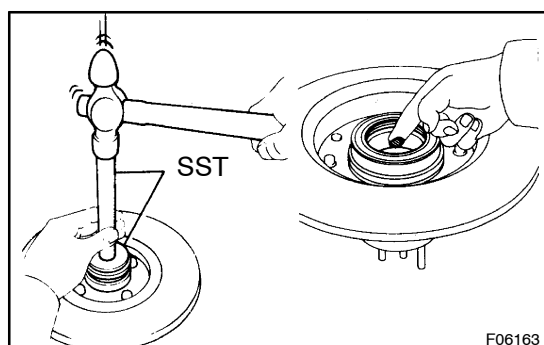
- (a) Place MP grease in the palm of your hand.
- (b) Pack grease into the bearing, continuing until the grease oozes out from the other side.
- (c) Do the same around the bearing circumference.



### 4. COAT INSIDE OF AXLE HUB WITH MP GREASE

### 5. INSTALL INNER BEARING AND OIL SEAL

- (a) Place the inner bearing into the axle hub.



- (b) Using SST, install a new oil seal into the hub.

SST 09950-60020 (09951-00910),  
09950-70010 (09951-07150)

- (c) Coat the oil seal lip with MP grease.