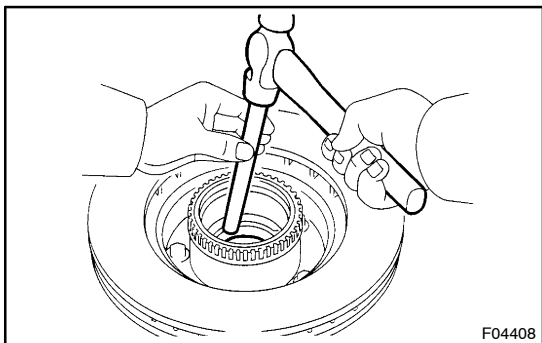


DISASSEMBLY

1. REMOVE OIL SEAL AND BEARING

- (a) Using a screwdriver, pry out the oil seal.
- (b) Remove the bearing from the axle hub.



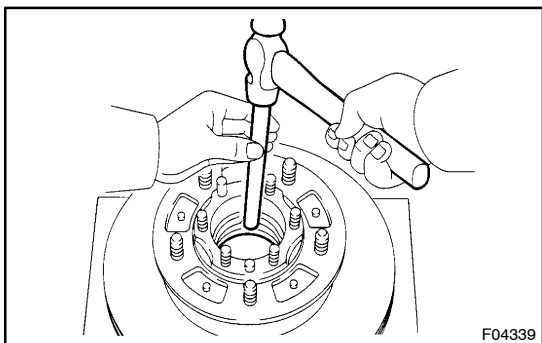
2. REMOVE BEARING OUTER RACES

- (a) Using a brass bar and hammer, remove the outside bearing outer race.

NOTICE:

w/ ABS:

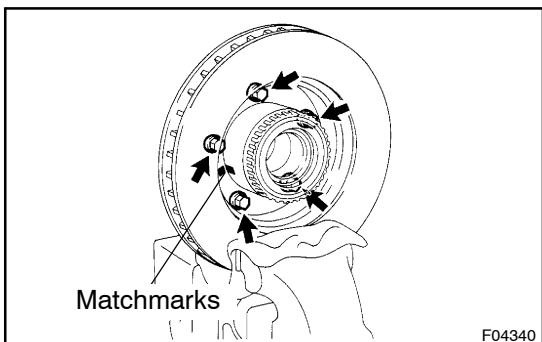
Be careful not to damage the ABS speed sensor rotor.



- (b) Using a brass bar and hammer, remove the inside bearing outer race.

3. INSPECT BEARINGS

Clean the bearings and outer races and inspect them for wear or damage.



4. REMOVE DISC

- (a) Mount the axle hub with the disc in a soft jaw vice.

NOTICE:

Close vice until it holds disc, do not tighten further.

- (b) Place matchmarks on the axle hub and disc.
- (c) Remove the 5 bolts and separate the axle hub and disc.