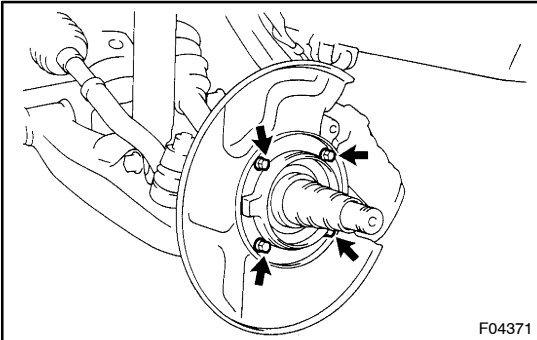


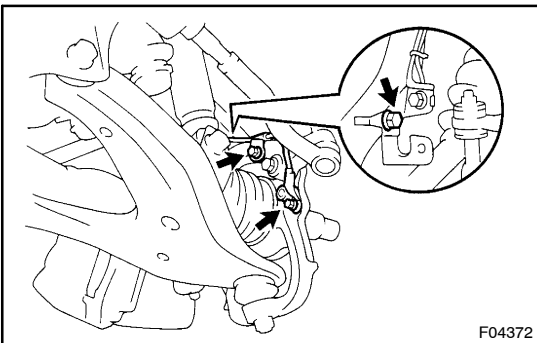
REMOVAL

1. REMOVE FRONT AXLE HUB (See page SA-21)



2. REMOVE OIL SEAL, GASKET AND DUST COVER

Remove the 4 bolts, oil seal, gasket and dust cover.



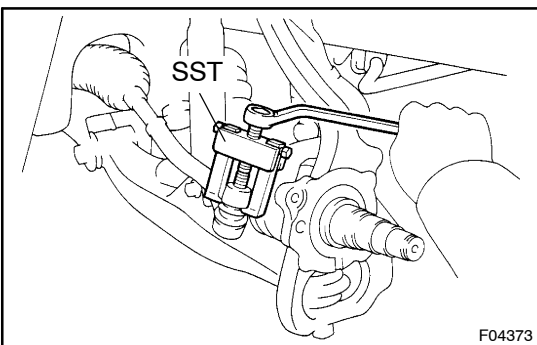
3. w/ ABS:

DISCONNECT ABS SPEED SENSOR AND WIRE HARNESS

Remove the 3 bolts and disconnect the ABS speed sensor and wire harness.

4. DISCONNECT TIE ROD END FROM STEERING KNUCKLE ARM

(a) Remove the cotter pin and nut.

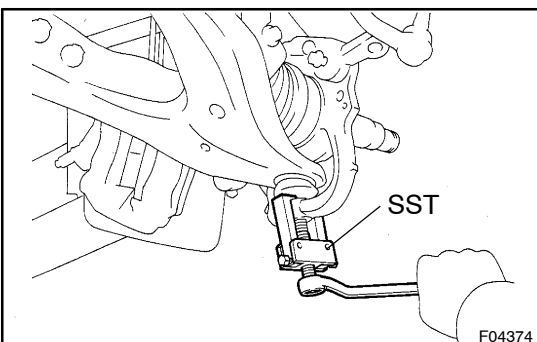


(b) Using SST, disconnect the tie rod end from the steering knuckle arm.

SST09628 –62011

5. DISCONNECT LOWER SUSPENSION ARM FROM STEERING KNUCKLE

(a) Remove the cotter pin and nut.



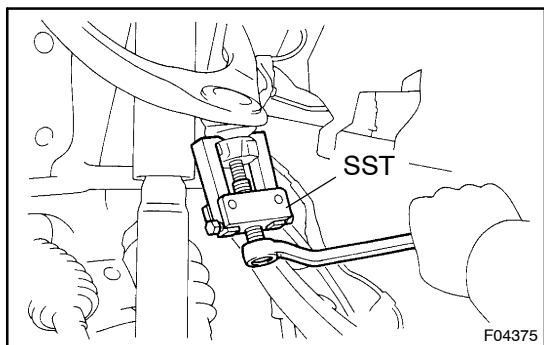
(b) Using SST, disconnect the lower suspension arm from the steering knuckle.

SST09628 –62011

6. REMOVE STEERING KNUCKLE

(a) Remove the cotter pin and nut.

(b) Temporarily install the nut to the lower suspension arm.



- (c) Using SST, disconnect the steering knuckle from the upper suspension arm.
SST 09628 –62011
- (d) Remove the nut and steering knuckle from the lower suspension arm.