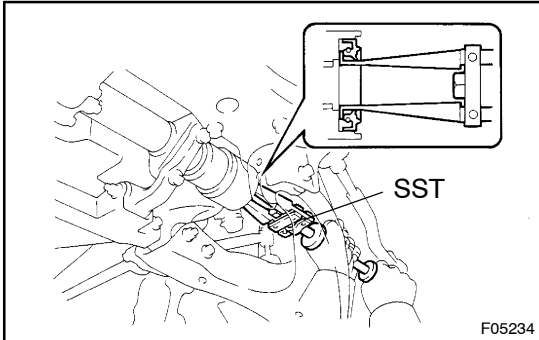


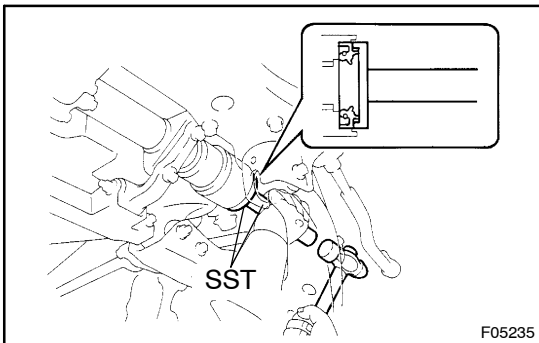
REPLACEMENT

1. REMOVE FRONT DRIVE SHAFT (See page SA-49)



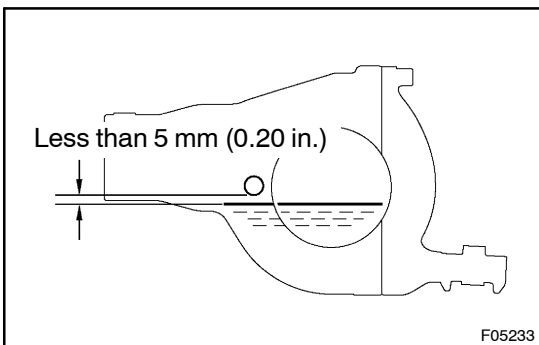
2. REPLACE OIL SEAL

- (a) Using SST, remove the oil seal.
SST 09308-00010
- (b) Coat the hypoid gear oil to a new oil seal periphery.



- (c) Using SST and a hammer, install a new oil seal.
SST 09550-00032, 09950-70010 (09951-07100)
- (d) Coat the MP grease to the oil seal lip.

3. INSTALL FRONT DRIVE SHAFT (See page SA-55)



4. FILL DIFFERENTIAL WITH HYPOID GEAR OIL

Torque: 49 N·m (500 kgf·cm, 36 ft·lbf)

Oil type: Hypoid gear oil API GL-5

Recommended oil viscosity:

Above -18° C (0° F) SAE 90

Below -18° C (0° F) SAE 80W -90 or 80W

Capacity: 1.70 liters (1.80 US qts, 1.50 Imp. qts)