

REASSEMBLY

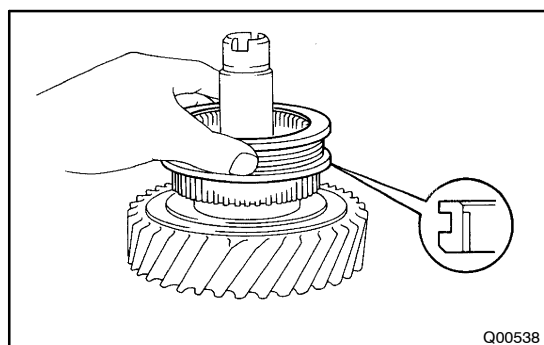
HINT:

Coat all of the sliding and rotating surfaces with gear oil before reassembly.

1. INSTALL FRONT TAPER ROLLER BEARING

Using SST and a press, install the front taper roller bearing.

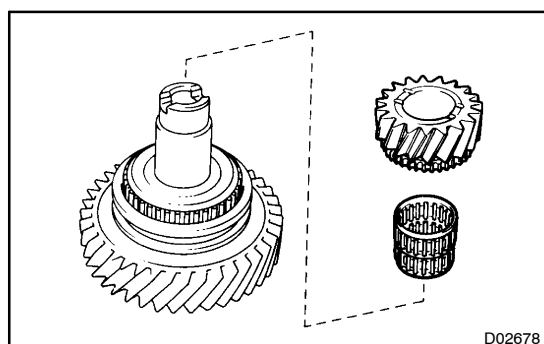
SST 09316-60011 (09316-00011, 09316-00031)



2. INSTALL HIGH AND LOW CLUTCH SLEEVE

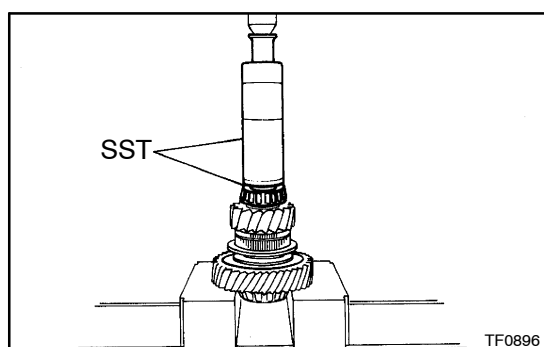
HINT:

Make sure to install the high and low clutch sleeve in the correct direction.



3. INSTALL NEEDLE ROLLER BEARING AND IDLER LOW GEAR TO IDLER GEAR

- (a) Apply gear oil to the needle roller bearing.
- (b) Install the needle roller bearing and idler low gear.



4. INSTALL REAR TAPER ROLLER BEARING

Using SST and a press, install the rear taper roller bearing.

SST 09316-60011 (09316-00011, 09316-00071)

5. INSPECT IDLER LOW GEAR RADIAL AND THRUST CLEARANCE (See page TR-24)