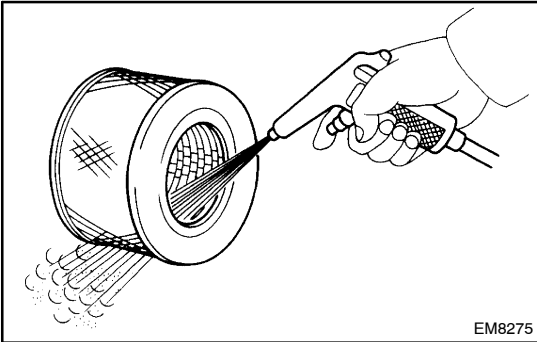


AIR FILTER ON-VEHICLE CLEANING

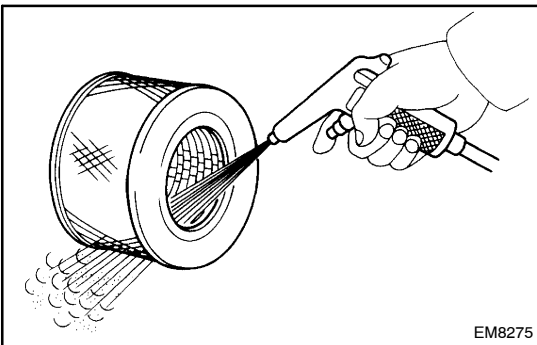
EMOVY-01

1. PAPER FILTER TYPE:

- (a) Remove air filter

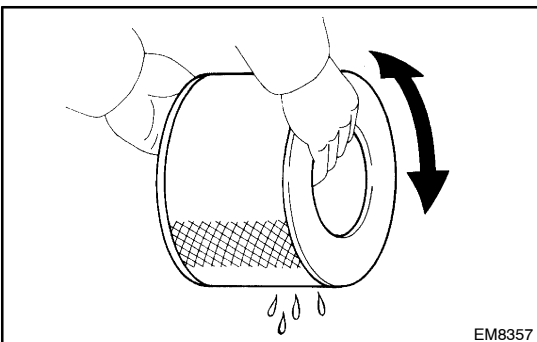
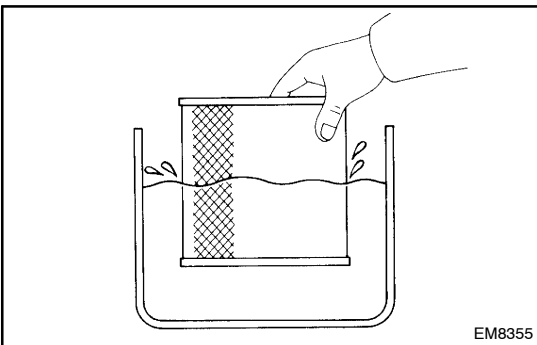


- (b) Inspect air filter
Visually check that the filter element is not excessively dirty, damaged or oily.
- (c) Clean air filter
Clean the filter element with compressed air.
First blow from the inside thoroughly. Then blow off the outside of the filter element.
- (d) Reinstall air filter



2. WASHABLE TYPE:

- (a) Remove air filter
- (b) Inspect air filter
Visually check that the filter element is not excessively dirty, damaged or oily.
- (c) Clean air filter
 - (1) Blow dirt off in the filter element with compressed air.
 - (2) Submerge the filter element in the water and agitate it up and down more than 10 times.
 - (3) Repeat ringing in clean water until rinsing water is clear.



- (4) Remove excess water by shaking the filter element or blowing with compressed air.

NOTICE:

Do not beat or drop filter element.

- (5) Wipe off dust on the air cleaner case interior.
- (d) Reinstall air filter