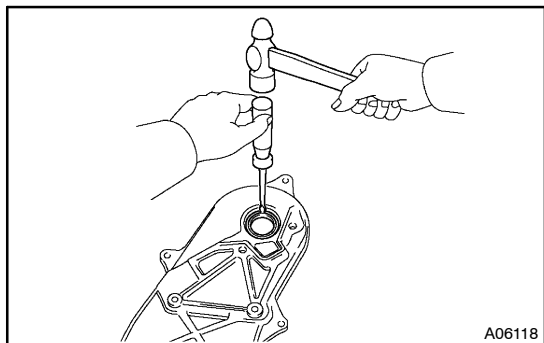


REPLACEMENT

HINT:

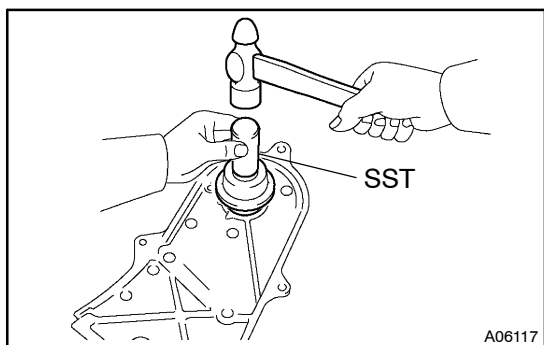
There are 2 methods (a and b) to replace the oil seal which are as follows:



REPLACE CAMSHAFT OIL SEAL

- (a) If the camshaft oil seal retainer is removed from cylinder head.

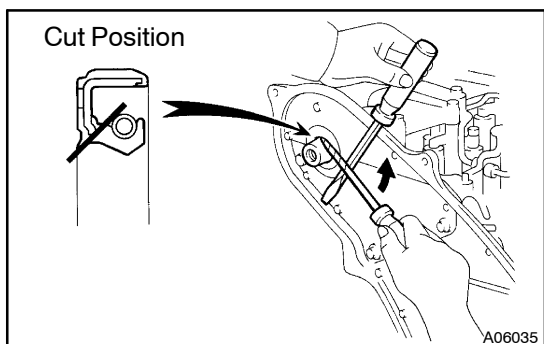
(1) Using a screwdriver, tap out the oil seal.



- (2) Using SST and a hammer, tap in a new oil seal until its surface is flush with the oil seal retainer edge.

SST 09223 - 46011

- (3) Apply MP grease to the oil seal lip.



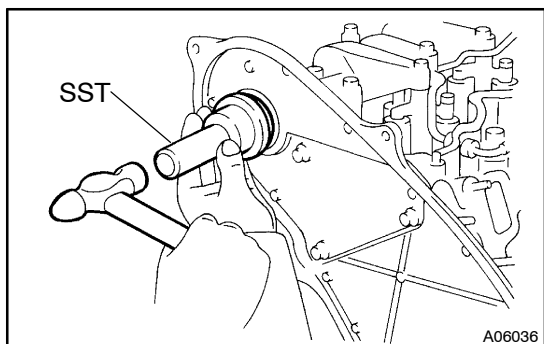
- (b) If the camshaft oil seal retainer is installed to cylinder head.

- (1) Using a knife, cut off the seal lip.

- (2) Using 2 screwdrivers, pry out the oil seal.

NOTICE:

Be careful not to damage the camshaft. Tape the screwdriver tip.



- (3) Apply MP grease to a new oil seal lip.

- (4) Using SST and a hammer, tap in the oil seal until its surface is flush with the oil seal retainer edge.

SST 09223 - 46011