

REMOVAL

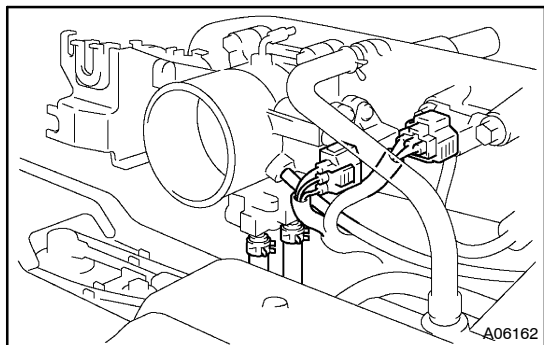
1. DRAIN ENGINE COOLANT

2. REMOVE AIR CLEANER CAP AND HOSE

3. DISCONNECT CONTROL CABLES FROM THROTTLE BODY

Disconnect these cables:

- Accelerator cable
- A/T:
Throttle cable



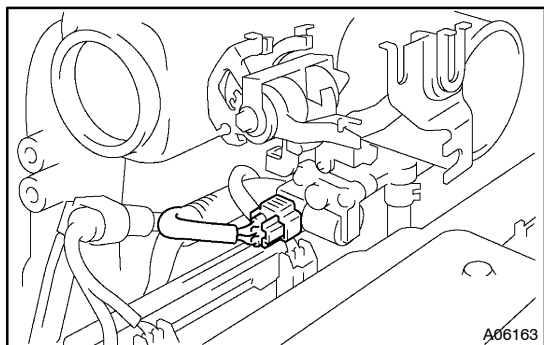
4. REMOVE THROTTLE BODY

(a) Disconnect these connectors:

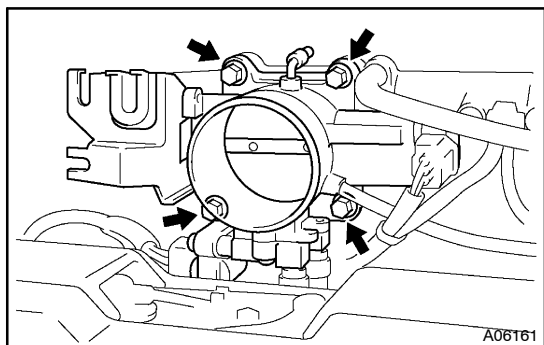
- Throttle position sensor connector
- Water bypass hose (from water bypass pipe)
- Water bypass hose (from water outlet)

(b) Disconnect the vacuum hose from the throttle body.

(c) Disconnect the air hose for the fuel pressure regulator from the throttle body.



(d) Disconnect ISC valve connector



(e) Remove the 4 bolts.

(f) Disconnect the throttle body from the intake manifold.

(g) Remove the gasket.