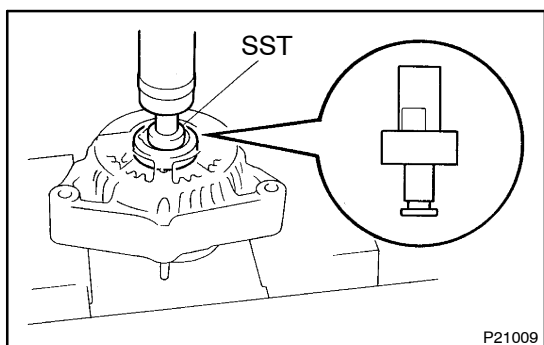


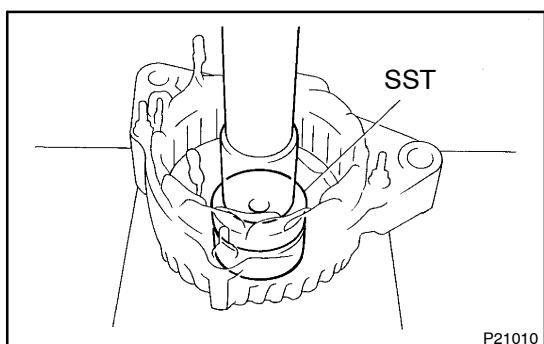
REPLACEMENT

1. REPLACE FRONT BEARING

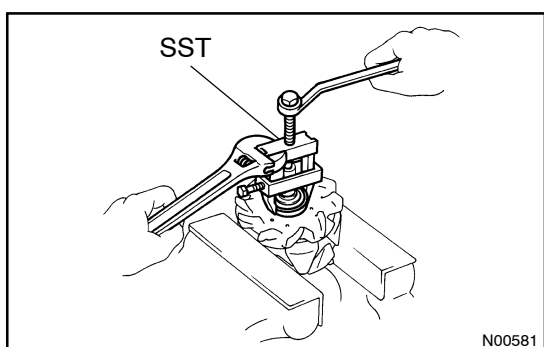
- (a) Remove the 4 screws and bearing retainer.



- (b) Using SST and a press, press out the bearing.
SST 09950-60010 (09951-00260, 09952-06010)



- (c) Using SST and a press, press in a new bearing.
SST 09950-60010 (09951-00500)
(d) Install the bearing retainer with the 4 screws.
Torque: 3.0 N·m (31 kgf·cm, 27 in·lbf)



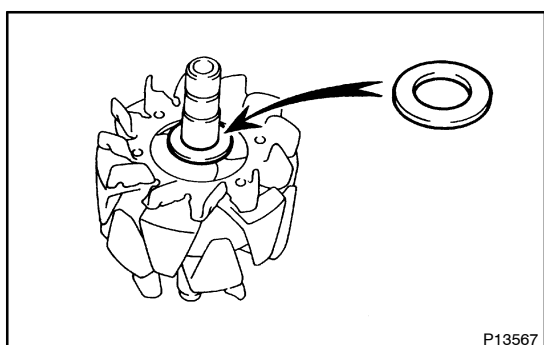
2. REPLACE REAR BEARING

- (a) Using SST, remove the bearing cover (outside) and bearing.
SST 09820-00021

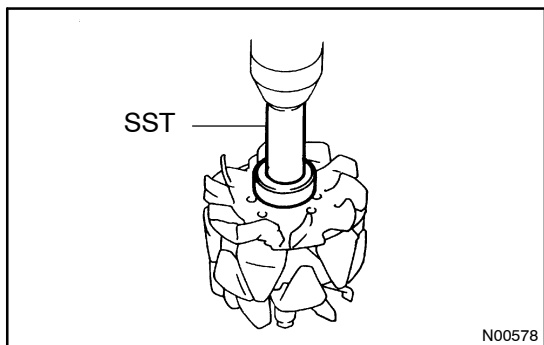
NOTICE:

Be careful not to damage the fan.

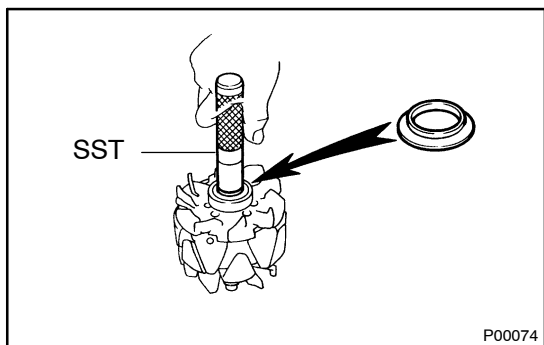
- (b) Remove the bearing cover (inside).



- (c) Place the bearing cover (inside) on the rotor.



- (d) Using SST and a press, press in a new bearing.
SST 09820-00030



- (e) Using SST, push in the bearing cover (outside).
SST 09285-76010