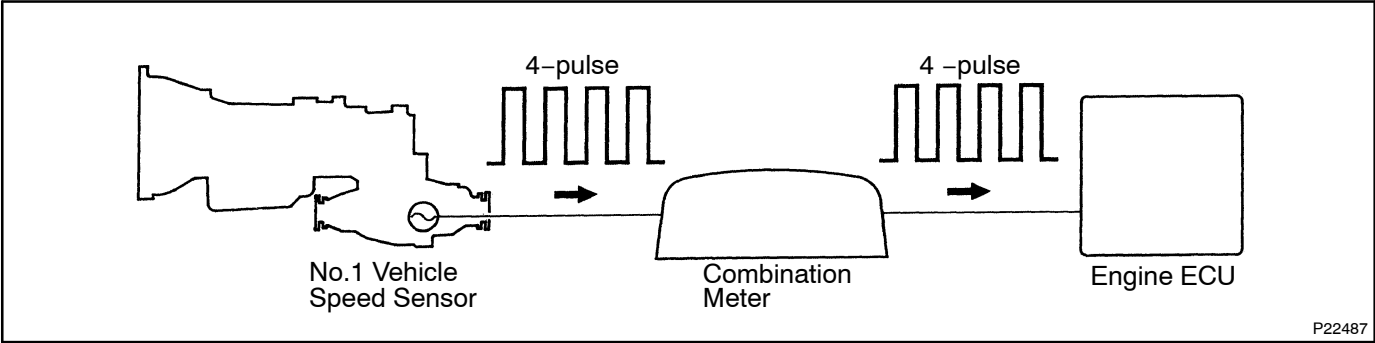


<b>DTC</b>	<b>P0500/42</b>	<b>Vehicle Speed Sensor Malfunction</b>
------------	-----------------	---

### CIRCUIT DESCRIPTION

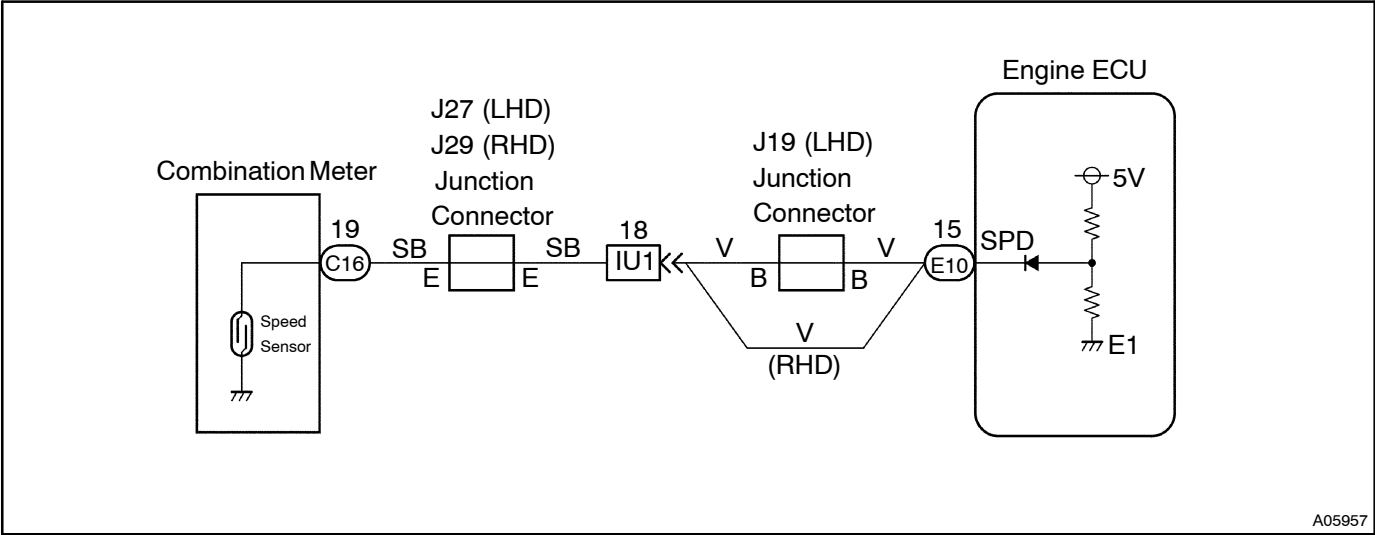
The No.1 vehicle speed sensor outputs a 4 – pulse signal for every revolution of the rotor shaft, which is rotated by the transmission output shaft via the driven gear. After this signal is converted into a more precise rectangular waveform by the waveform shaping circuit inside the combination meter, it is then transmitted to the engine ECU. The engine ECU determines the vehicle speed based on the frequency of these pulse signals.



P22487

DTC No.	DTC Detecting Condition	Trouble Area
P0500/42	No vehicle speed sensor signal to engine ECU under conditions (a) and (b): (a) Neutral start switch is OFF (b) Vehicle is being driven	<ul style="list-style-type: none"> <li>• Open or short in No.1 vehicle speed sensor circuit</li> <li>• No.1 vehicle speed sensor</li> <li>• Combination meter</li> <li>• Engine ECU</li> </ul>

### WIRING DIAGRAM



A05957

### INSPECTION PROCEDURE

#### HINT:

Read freeze frame data using hand –held tester. Because freeze frame records the engine conditions when the malfunction is detected, when troubleshooting it is useful for determining whether the vehicle was running or stopped, the engine warmed up or not, the air – fuel ratio lean or rich, etc. at the time of the malfunction.

# 1 Check operation of speedometer.

## CHECK:

Drive the vehicle and check if the operation of the speedometer in the combination meter is normal.

## HINT:

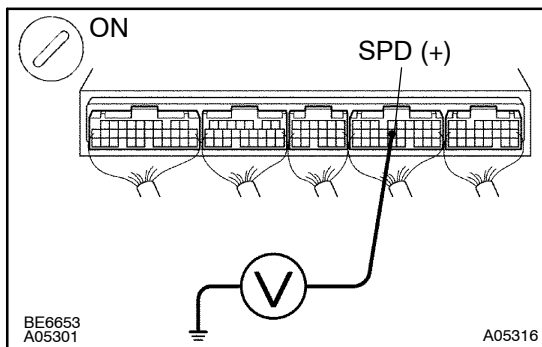
The vehicle speed sensor is operating normally if the speedometer display is normal.

NG

Check speedometer circuit.

OK

# 2 Check voltage between terminal SPD of engine ECU connector and body ground.



## PREPARATION:

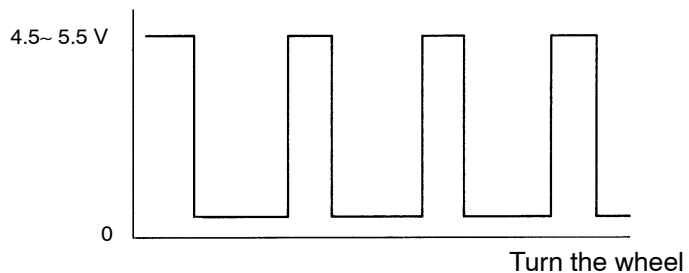
- Remove the glove compartment door.
- Shift the shift lever to neutral.
- Jack up a rear wheels on one side.
- Turn the ignition switch ON.

## CHECK:

Measure voltage between terminal SPD of the engine ECU connector and body ground when the wheel is turned slowly.

## OK:

Voltage is generated intermittently.



AT7809

NG

Check and repair harness and connector between combination meter and engine ECU.

OK

Check and replace engine ECU  
(See page IN-19).