

DTC	P 1127/89*	ETCS Actuator Power Source Circuit Malfunction
------------	-------------------	---

*: ETCS trouble code No. is 23.

CIRCUIT DESCRIPTION

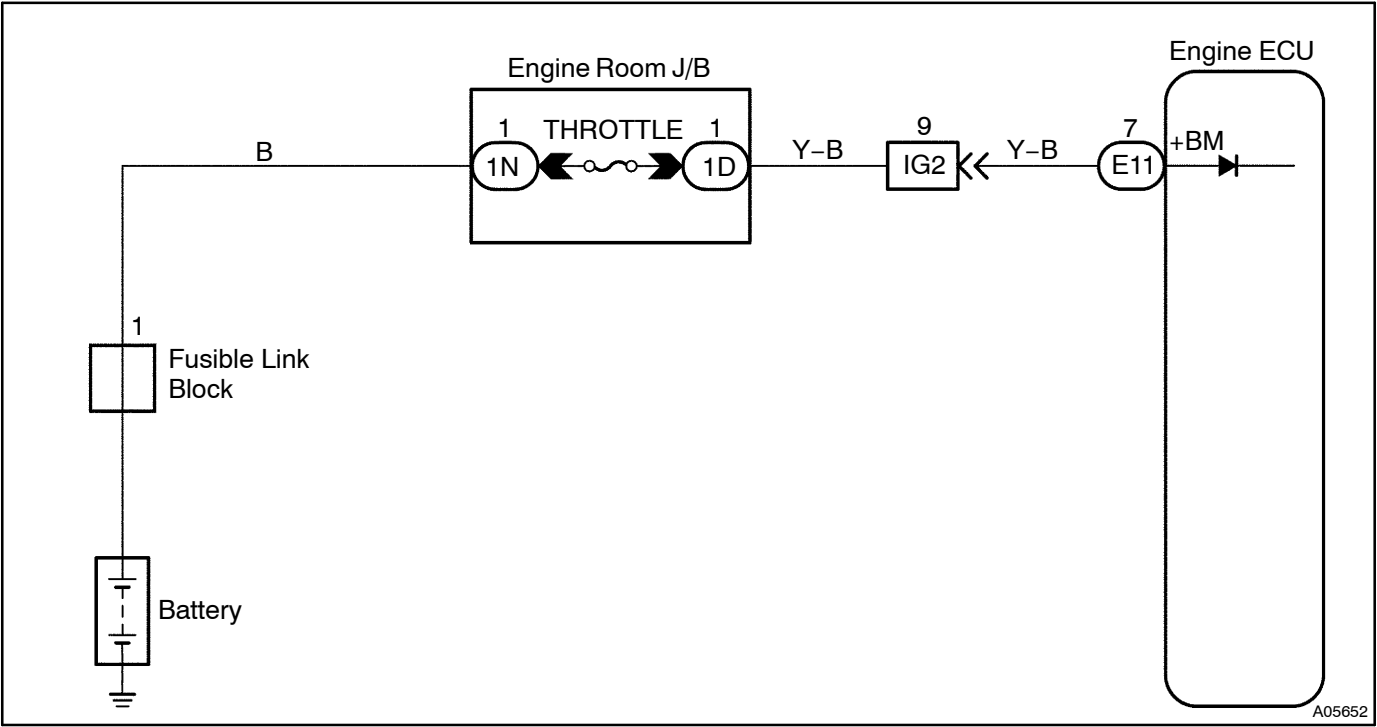
Battery positive voltage is supplied to terminal +BM of the engine ECU even once when the ignition switch is OFF for the electric throttle control system.

If this DTC is stored, the engine ECU shuts down the power for the throttle motor and the magnetic clutch, and the throttle valve is fully closed by the return spring.

However, the opening angle of the throttle valve can be controlled by the accelerator pedal through the throttle cable.

DTC No.	DTC Detecting Condition	Trouble Area
P1127/89	Open in ETCS power source circuit	<ul style="list-style-type: none"> • Open in ETCS power source circuit • Engine ECU

WIRING DIAGRAM



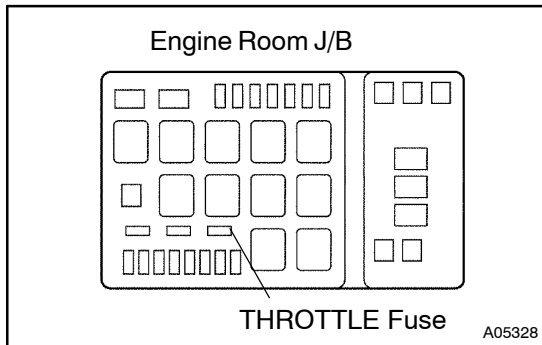
A05652

INSPECTION PROCEDURE

HINT:

Read freeze frame data using hand-held tester. Because freeze frame records the engine conditions when the malfunction is detected, when troubleshooting it is useful for determining whether the vehicle was running or stopped, the engine warmed up or not, the air-fuel ratio lean or rich, etc. at the time of the malfunction.

1 Check THROTTLE fuse.



PREPARATION:

Remove the THROTTLE fuse from the engine room J/B.

CHECK:

Check continuity of the THROTTLE fuse.

OK:

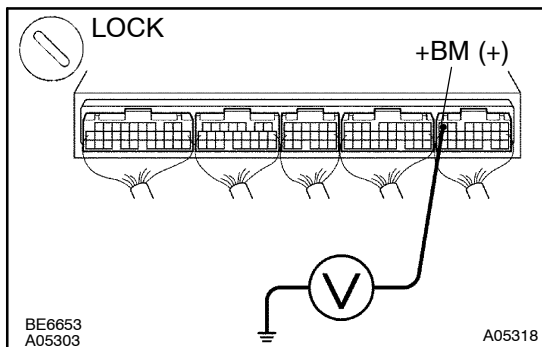
Continuity

NG

Check for short in all harness and components connected to THROTTLE fuse.

OK

2 Check voltage between terminal +BM of engine ECU connector and body ground.



PREPARATION:

Remove the glove compartment door.

CHECK:

Measure voltage between terminal +BM of the engine ECU connector and body ground.

OK:

Voltage: 9 - 14 V

OK

Check and replace engine ECU (See page IN-19).

NG

Check and repair harness or connector between battery and THROTTLE fuse and engine ECU (See page IN-19).