

# AUDIO SYSTEM DESCRIPTION

BE127-02

## 1. RADIO WAVE BAND

The radio wave bands used in radio broadcasting are as follows:

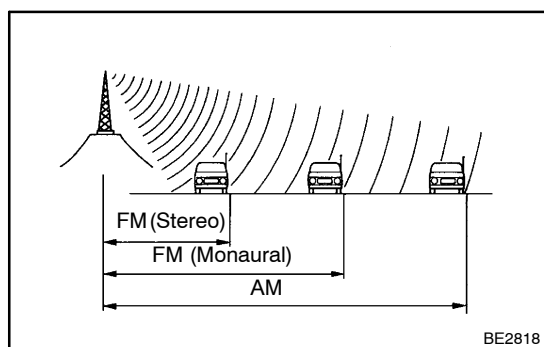
Frequency	30 kHz	300 kHz	3 MHz	30 MHz	300 MHz
Designation		LF	MF	HF	VHF
Radio wave		LW	AM (MW)	SW	FM (UKW)
Modulation		Amplitude modulation			Frequency modulation

LF: Low Frequency

MF: Medium Frequency

HF: High Frequency

VHF: Very High Frequency



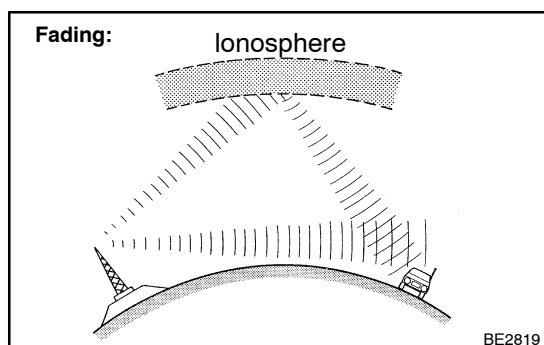
## 2. SERVICE AREA

There are great differences in the size of the service area for AM and FM monaural. Sometimes FM stereo broadcasts cannot be received even though AM can be received very clearly.

Not only does FM stereo have the smallest service area, but it also picks up static and other types of interference ("noise") easily.

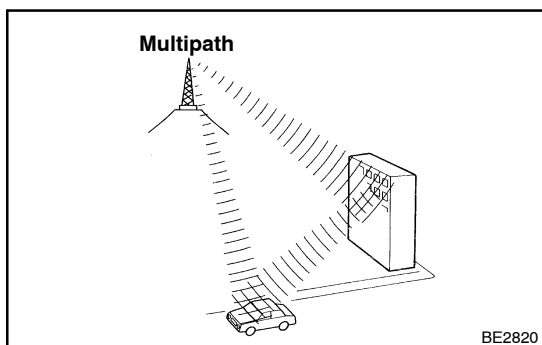
## 3. RECEPTION PROBLEMS

Besides the problem of static, there are also the problems called "fading", "multipath" and "fade out". These problems are caused not by electrical noise but by the nature of the radio waves themselves.

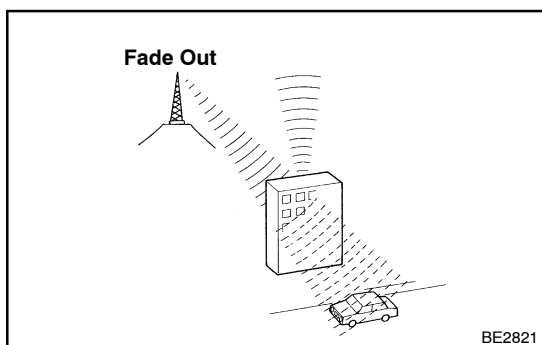


### (1) Fading

Besides electrical interference, AM broadcasts are also susceptible to other types of interference, especially at night. This is because AM radio waves bounce off the ionosphere at night. These radio waves then interfere with the signals from the same transmitter that reach the vehicle's antenna directly. This type of interference is called "fading".



- (2) **Multipath**  
One type of interference caused by the bounce of radio waves off of obstructions is called "multipath". Multipath occurs when a signal from the broadcast transmitter antenna bounces off buildings and mountains and interferes with the signal that is received directly.



- (3) **Fade Out**  
Because FM radio waves are of higher frequencies than AM radio waves, they bounce off buildings, mountains, and other obstructions. For this reason, FM signals often seem to gradually disappear or fade away as the vehicle goes behind a building or other obstruction. This is called "fade out".

#### 4. COMPACT DISC PLAYER

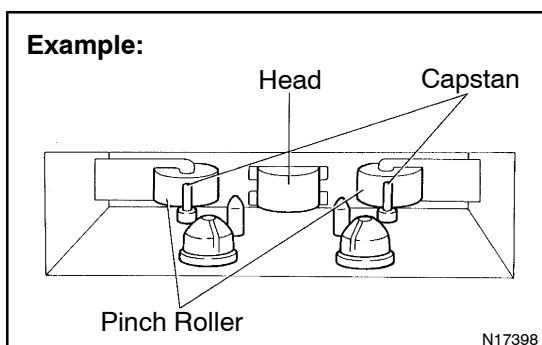
Compact Disc Players use a laser beam pick –up to read the digital signals recorded on the CD and reproduce analog signals of the music, etc.

##### HINT:

Never attempt to disassemble or oil any part of the player unit. Do not insert any object other than a disc into the magazine.

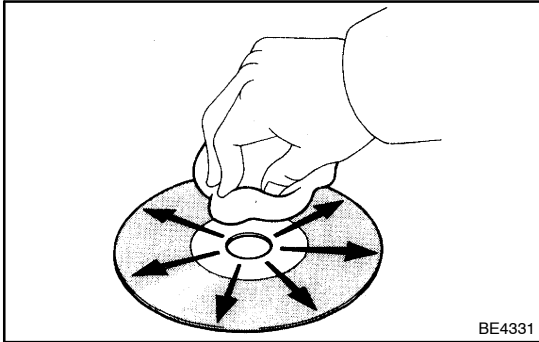
##### NOTICE:

**CD players use an invisible laser beam which could cause hazardous radiation exposure. Be sure to operate the player correctly as instructed.**



#### 5. Tape player/head cleaning: MAINTENANCE

- (a) Raise the cassette door with your finger. Next, using a pencil or similar object, push in the guide.
- (b) Using a cleaning pen or cotton applicator soaked in cleaner, clean the head surface, pinch rollers and capstans.



## 6. CD player/disc cleaning: MAINTENANCE

If the disc gets dirty, clean the disc by wiping the surface from the center to outside in the radial directions with a soft cloth.

### NOTICE:

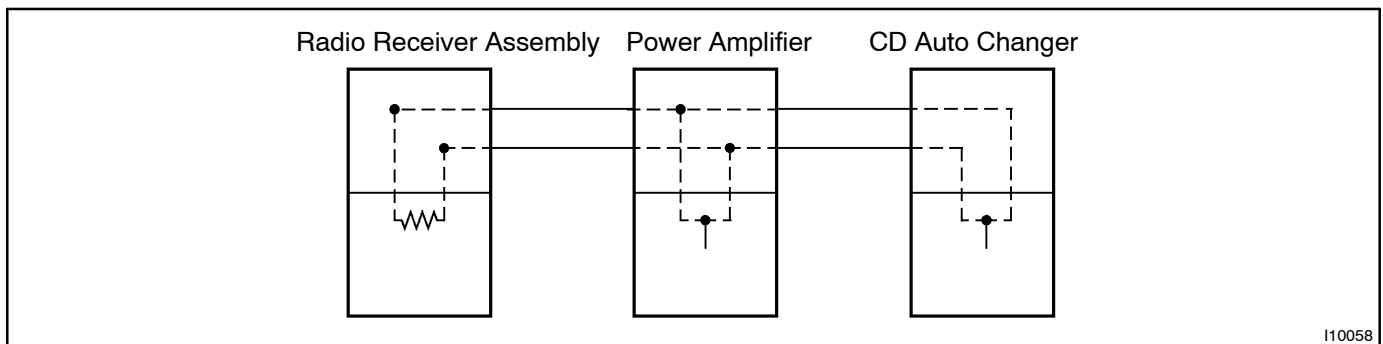
**Do not use a conventional record cleaner or anti-static preservative.**

## 7. OUTLINE OF AVC -LAN

### (a) What is AVC -LAN?

AVC-LAN is the abbreviation, which stands for Audio Visual Communication -Local Area Network. This is a unified standard code developed by 6 audio manufactures associated with Toyota Motor Corporation.

The Unified standard covers signals, such as audio signal, visual signal, signal for switch indication and communication signal.



### (b) Objectives

Recently the car audio system has been rapidly developed and functions have been changed drastically. The conventional system has been switched to the multi-media type such as a navigation system. At the same time the level of customers needs to audio system has been upgraded. This lies behind this standardization.

The concrete objectives are explained below.

- (1) When products by different manufactures were combined together, there used to be a case that malfunction occurred such as sound did not come out. This problem has been resolved by standardization of signals.
- (2) Various types of after market products have been able to add or replace freely.
- (3) Because of the above (2), each manufacture has become able to concentrate on developing products in their strongest field. This has enabled many types of products provided inexpensively.
- (4) Conventionally, a new product developed by a manufacture could not be used due to a lack of compatibility with other manufactures products. Because of this new standard, users can enjoy compatible products provided for them timely.

(c) The above descriptions are the objectives to introduce AVC -LAN. By this standardization, development of new products will no longer cause systematic errors. Thus, this is very effective standard for a product in the future.

## HINT:

- When +B short or GND short is detected in AVC –LAN circuit, communication stops. Accordingly the audio system does not function normally.
- When audio system is not equipped with a navigation system, audio head unit is the master unit. (When audio system is equipped with a navigation system, radio receiver is the master unit.)
- The car audio system using AVC –LAN circuit has a diagnosis function.
- Each product has its own specified numbers called physical address. Numbers are also allotted to each function in one product, which are called logical address.