

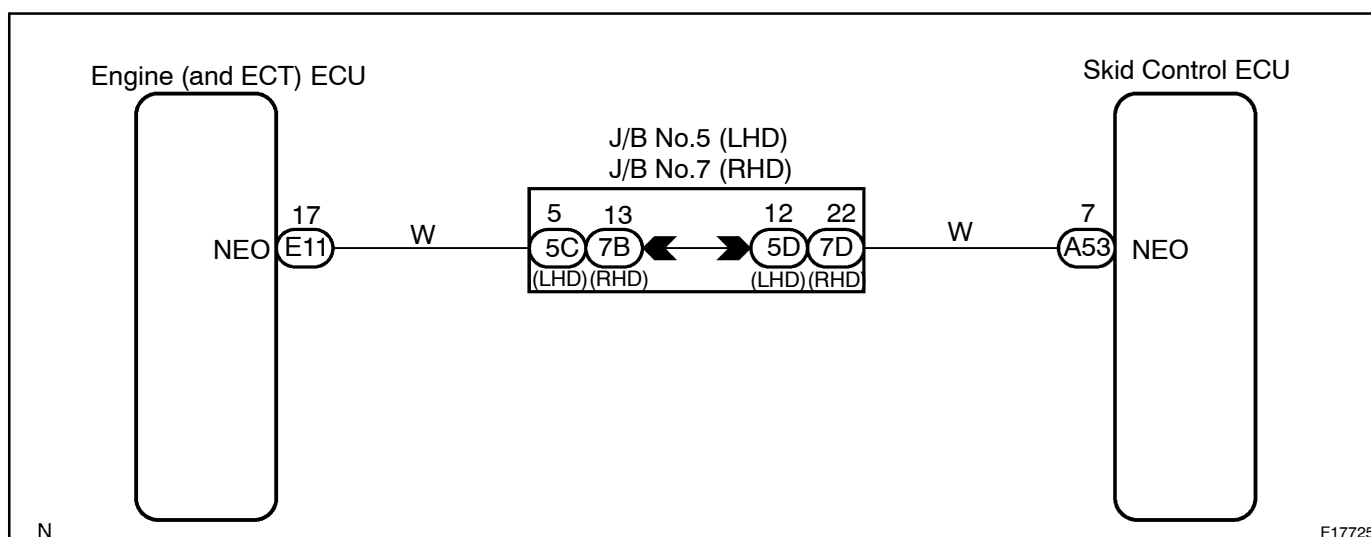
<b>DTC</b>	<b>C1224 / 44</b>	<b>NE Signal Circuit</b>
------------	-------------------	--------------------------

## CIRCUIT DESCRIPTION

The skid control ECU receives engine revolution speed signals (NE signals) from the engine and ECT ECU.

DTC No.	DTC Detecting Condition	Trouble Area
C1224 / 44	When any of the following 1. through 2. is detected: 1. At vehicle speed of 30 km/h (19 mph) or more, and when data received from the engine and ECT ECU is in normal condition, and open or short circuit for engine revolution signal circuit continues for 10 sec. or more. 2. While TRC is operating, the conditions that open or short circuit in engine revolution signal circuit is detected, main throttle opening degree is 0 and IDL switch is OFF continue for 0.24 sec. or more.	<ul style="list-style-type: none"> <li>•NEO circuit</li> <li>•Engine and ECT ECU</li> <li>•Skid control ECU</li> </ul>

## WIRING DIAGRAM



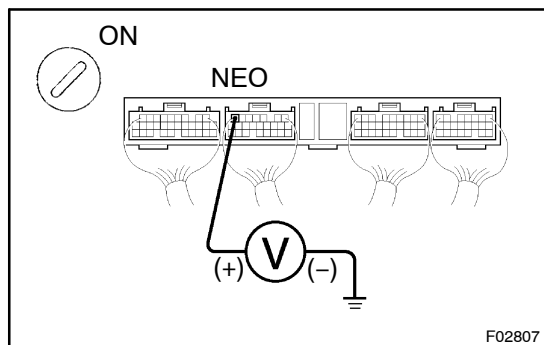
## INSPECTION PROCEDURE

1	Check for open and short circuit in harness and connector between terminal NEO of skid control ECU and terminal NEO of engine and ECT ECU ( <a href="#">See page IN-38</a> ).
---	---

NG

Repair or replace harness and connector.

OK

**2 Check voltage between terminal NEO of skid control ECU and body ground.****PREPARATION:**

Remove skid control ECU with connectors still connected.

**CHECK:**

- Turn the ignition switch ON.
- Measure voltage between terminal NEO of skid control ECU and body ground for the engine conditions below.

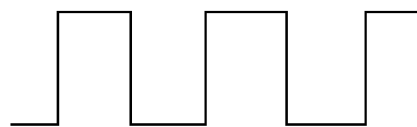
**OK:**

Engine condition	Voltage
OFF (IG ON)	10 – 14 V or below 1 V
ON (Idling)	10 – 14 V ↔ below 1 V (Pulse)

(Reference)

10 – 14 V

Below 1 V



F03007

**NG**

**Check and replace skid control ECU or engine and ECT ECU.**

**OK**

**If the same codes is still output after the DTC is deleted, check the contact condition of each connection.**