

CIRCUIT INSPECTION

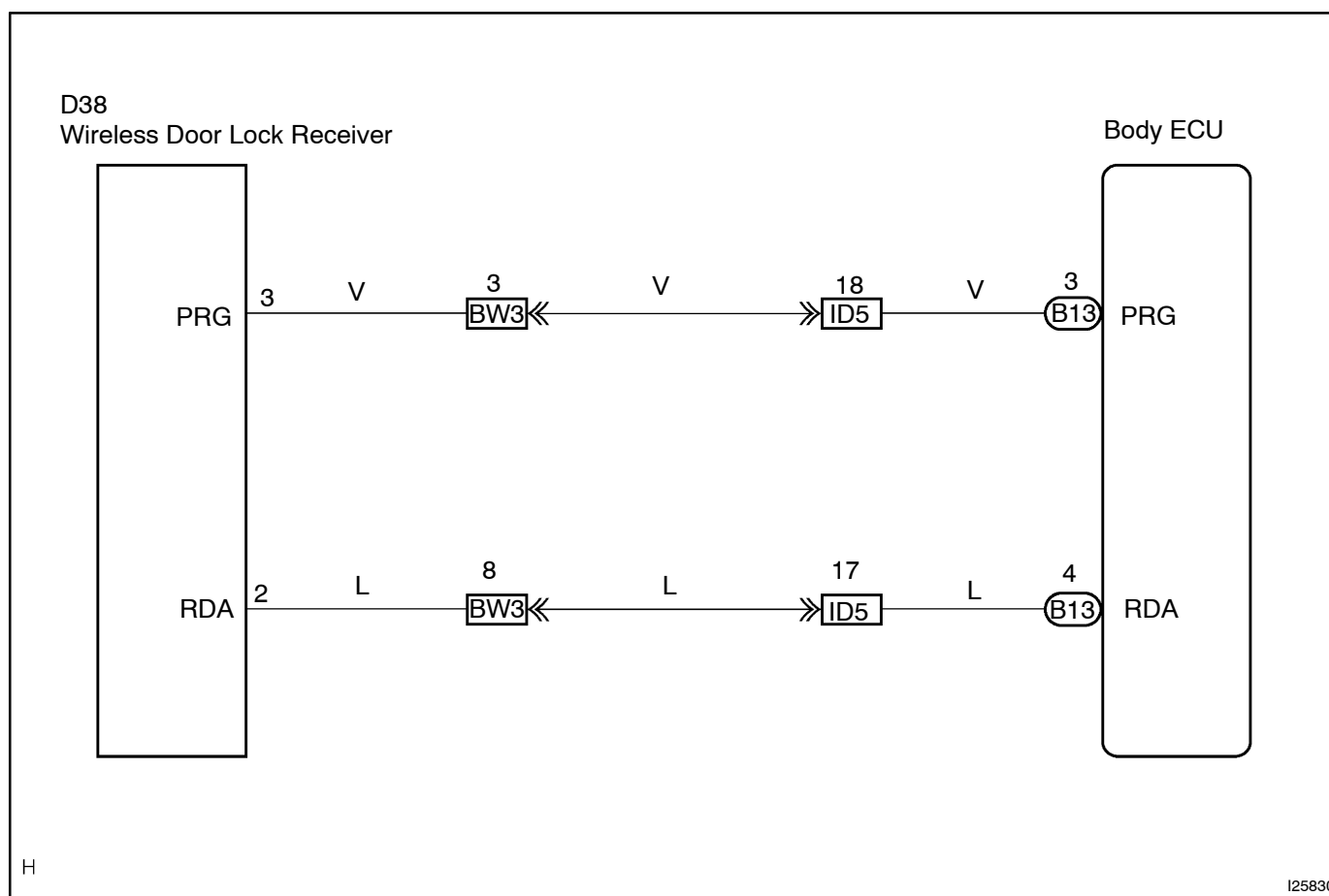
DTC	B1242	Wireless door lock receiver circuit malfunction
------------	--------------	--

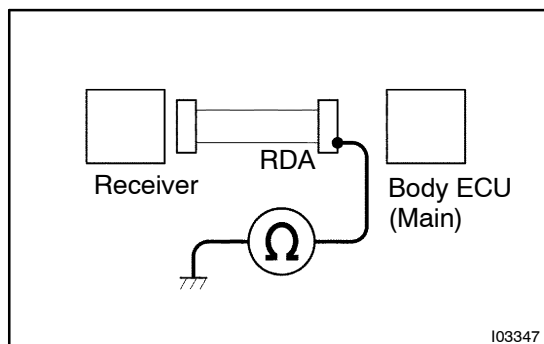
CIRCUIT DESCRIPTION

This DTC is output when GND short of RDA terminal is detected.

DTC No.	DTC Detecting Condition	Trouble Area
B1242/42	GND short of RDA terminal	<ul style="list-style-type: none"> • Wire harness • Wireless door lock receiver • Body ECU (Main)

WIRING DIAGRAM



INSPECTION PROCEDURE**1 Check wire harness.****PREPARATION:**

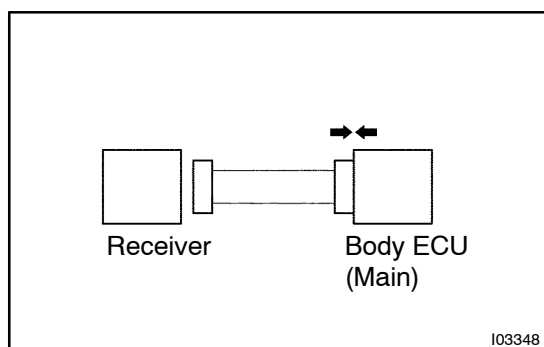
Disconnect the connector of receiver and body ECU (Main).

CHECK:

Check the continuity between wireharness and body ground.

OK:

No continuity.

NG**Repair or replace the wire harness.****OK****2 Check body ECU (Main.)****PREPARATION:**

Connect the connector of body ECU (Main).

CHECK:

Check the DTC.

OK:

B1242 is not output.

NG**Replace the body ECU (Main).****OK****Replace the receiver.**