

INSPECTION

1. Vehicle not involved in collision:

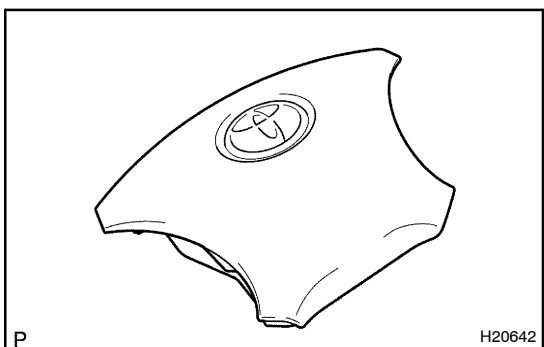
INSPECT SUPPLEMENTAL RESTRAINT SYSTEM

- (a) Do a diagnostic system check ([See page DI-432](#)).
- (b) Do a visual check which includes the following item with the steering wheel pad (with airbag) installed in the vehicle.
Check cuts, minute cracks or marked discoloration on the steering wheel pad top surface and in the grooved portion.

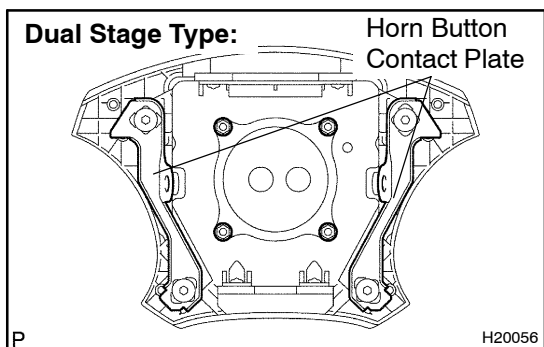
2. Vehicle involved in collision and airbag is not deployed:

INSPECT SUPPLEMENTAL RESTRAINT SYSTEM

- (a) Do a diagnostic system check ([See page DI-432](#)).



- (b) Do a visual check which includes the following items with the steering wheel pad (with airbag) removed from the vehicle.
 - Check cuts, minute cracks or marked discoloration on the steering wheel pad top surface and in the grooved portion.
 - Check cuts and cracks in wire harness, and chipping in connectors.



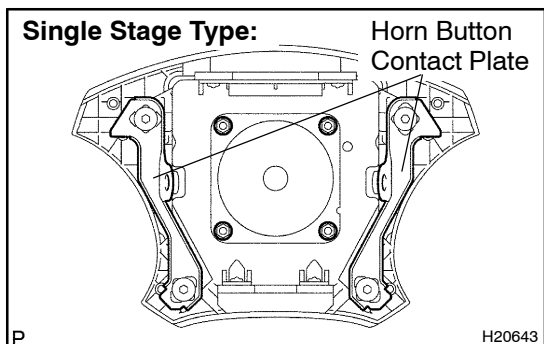
- Check the deformation of the horn button contact plate on the steering wheel pad (with airbag).

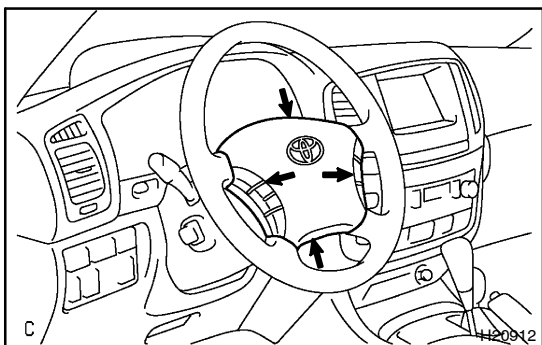
CAUTION:

For removal and installation of the steering wheel pad, [see page SR-7 and SR-19](#), and be sure to follow the correct procedure.

HINT:

- If the horn button contact plate of the steering wheel pad (with airbag) is deformed, never repair it. Always replace the steering wheel assembly with a new one.





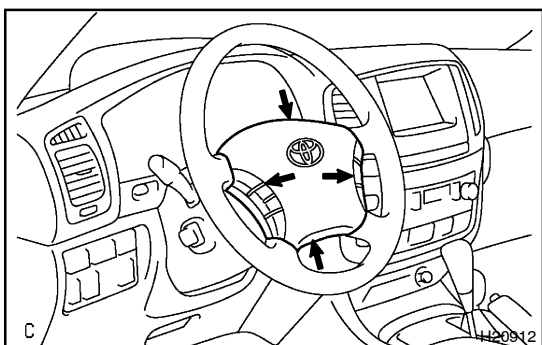
- There should be no interference between the steering wheel pad and steering wheel, and the clearance should be uniform all the way around when the new steering wheel pad is installed on the steering wheel.

3. Vehicle involved in collision and airbag is deployed: INSPECT SUPPLEMENTAL RESTRAINT SYSTEM

- Do a diagnostic system check ([See page DI-432](#)).
- Do a visual check which includes the following items with the steering wheel pad (with airbag) removed from the vehicle.
 - Check that the metal part where the steering wheel pad is to be installed is not deformed.
 - Check the damage on the spiral cable connector and wire harness.

HINT:

- Do not repair the metal part where the steering wheel pad is to be installed even if any deformation is found. Always replace the steering wheel assembly with a new one.



- There should be no interference between the steering wheel pad and steering wheel, and the clearance should be uniform all the way around when the new steering wheel pad is installed on the steering wheel.